AOICON Bihar and Jharkhand

Golden Jubilee

ANNUAL CONFERENCE

ASSOCIATION OF OTOLARYNGOLOGISTS OF INDIA

BIHAR & JHARKHAND





Theme:

Essentials to Excellence

20th, 21st & 22nd NOVEMBER 2026

Venue:
Jamshedpur, Jharkhand



Association of Otolaryngologists, Head & Neck Surgeon of India
Jamshedpur Chapter

GOLDEN JUBILEE

BIHAR & JHARKHAND

ANNUAL CONFERENCE OF AOI

20th - 22nd NOVEMBER 2026

Theme : Essentials to Excellence

THE ASSOCIATION OF OTOLARYNGOLOGISTS
BIHAR & JHARKHAND BRANCH

Established in 1952

HOSTED BY

Association of Otorhinolaryngologist
&
Head And Neck Surgeons of India
Jamshedpur Chapter

A Beacon Of Inspiration For Generations

Salute to a Living Legend



Dr. Raghaw Sharan

M.B.B.S (Hons), M.S. (Eye), M.S. (ENT), F.R.C.S. (Edinburgh), D.L.O. (London)
Former Professor & Head,
Department of ENT and Principal, Rajendra Institute of Medical Sciences, Ranchi

The **AOI Bihar & Jharkhand Chapter** proudly pays tribute to **Prof. Dr. Raghaw Sharan**, one of the most accomplished academicians and surgeons in the history of Otorhinolaryngology in our region.

A brilliant scholar and internationally acclaimed ENT surgeon, he distinguished himself through excellence in clinical practice, teaching, research, and academic leadership. As Professor, Head of Department, and Principal, he inspired generations of students and contributed immensely to the advancement of medical education.

His pioneering surgical innovations, nearly eighty scientific publications, service as a Medical Council of India Inspector and examiner, and his remarkable stewardship as Founder-Editor of the *Bihar Journal of Otolaryngology* established benchmarks of academic achievement and professional integrity.

Through his vision, scholarship, and dedication, Dr. Sharan helped build institutions, strengthen scientific traditions, and create enduring opportunities for future generations of ENT surgeons.

For his extraordinary contributions to ENT surgery, medical education, research, academic publishing, and professional leadership, the AOI Bihar & Jharkhand Chapter gratefully honours Prof. Dr. Raghaw Sharan and celebrates a legacy that continues to inspire the fraternity.

"Scholar, Surgeon, Teacher, Editor, and Institution Builder - Prof. Dr. Raghaw Sharan transformed knowledge into legacy and excellence into inspiration for generations of otolaryngologists."

AOI Bihar & Jharkhand Office Bearers

Guiding Team for Golden Jubilee Celebration | BJAOICON



Dr. R.K. Jha
(President)



Dr. Sandeep Kumar Jha
(Vice President)



Dr. Rakesh Kumar
(Secretary)



Dr. Rizwan Ahmed
(President Elect)



Dr. Satya Prakash Ranjan
(Treasurer)

Organizing Team

Guiding Team for Golden Jubilee Celebration | BJAOICON



Dr Kailash Prasad Dubey
Organizing Chairperson
Senior Consultant – ORLHNS
Ex CMIS and Head, TMH



Dr Devendra Jee
Organizing Co-Chairperson
Senior Consultant – ORLHNS
Ex Professor and Head,
MGM Medical College



Dr Sandeep Kumar Jha
Organizing Secretary
Professor and Head – ORLHNS
Manipal Tata Medical College



Dr P Preetam Hansraj
Treasurer
Senior Consultant – ORLHNS

Chief Patron

The Guiding Presence Whose Lifelong Service Anchors This Golden Jubilee Celebration



Dr. Raghaw Sharan

Patrons

Senior leaders whose decades of contribution have shaped ENT practice across the region.



Dr Gautam Dasgupta
Senior Consultant – ORLHNS



Dr D K Sinha
Ex Professor & Head – ORLHNS



Dr T K Mukherjee
Senior Consultant – ORLHNS



Dr M L Jain
Senior Consultant – ORLHNS



Dr Sanjay Kumar
Professor – ORLHNS

The Team

Steering BJAOICON 2026 from planning to closing ceremony



Dr Alok Kumar
Joint Secretary
Asst. Prof. & Sr. Consultant, TMH



Dr Nihar Topno
Joint Secretary
Assoc. Prof., MGM Medical College



Dr Ajay Gupta
Surgical Workshop Coordinator
Sr. Consultant & Head – ORLHNS, Spand Hospital



Dr Bimarjeet Pradhan
Surgical Workshop
Senior Consultant – ORLHNS, Jamshedpur



Dr Bhimsen Hansdah
Chairperson, Scientific Committee
Assoc. Prof. & Head – ORLHNS, MGM Medical College



Dr Amar Nath Prasad
Chairperson, Hospitality Committee
Ex Senior Consultant, TMH



Dr Binayak Baruah
Chairperson, Cultural Committee
Senior Consultant & Head – ORLHNS, TMH



Chairperson Media Coordination
Senior Consultant, Southern ENT Head Neck Foundation



Dr Shalabh Rastogi
Chairperson, Souvenir Committee
Senior Consultant & Head – ORLHNS, TATA Motors Hospital



Dr Srilatha K
Scientific Committee
Professor – ORLHNS, Manipal Tata Medical College



Dr Hassan Imam Mallick
Protocol Officer
Exec. Health & Wellness, Sports Division, Tata Steel

The Confluence of Experience & Excellence

Surgical faculties



Dr. Ravi Ramalingam



Dr. Deepak Haldipur

External faculties



Dr. Vikas Agarwal



Dr. Tushar Kanti Ghosh



Dr. Sanjay Mohanty



Dr. Sanjay Agarwal



Dr. Rajeev Sharan

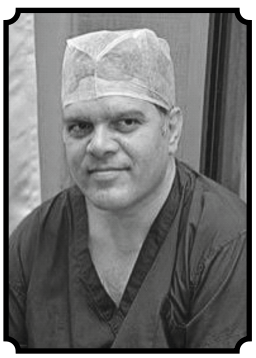

. Dr. S P Dubey



Dr. Ravi Meher



Dr. K P Verma



Dr. Rajesh Vishwakarma



Dr. J C Passey

State Faculties


Dr. Srilatha K.


Dr. Shubhendu Mandal


Dr. Shalabh Rastogi


Dr. Sanjeev Kumar


Dr. Sandeep K. Jha


Dr. Samit Lal


Dr. R K Jha


Dr. Rakesh Kumar


Dr. P Preetam Hansraj


Dr. Binayak Baruah


Dr. K P Dubey


Dr. Bimarjeet Pradhan


Dr. Devendra Jee


Dr. Bhartendu Bharti


Dr. Alok Kumar


Dr. Abhineet Lal



From the Editor's Desk

BJAOICON Golden Jubilee Souvenir

Celebrating Fifty Years of Legacy, Learning and Fellowship

It is a privilege to welcome you to BJAOICON Golden Jubilee, celebrating fifty years of rich history, collective achievements and enduring fellowship.
This milestone honours our pioneers and successive generations whose dedication has shaped our association. BJAOICON continues to be a vibrant platform for academic engagement and lifelong learning, bringing together residents and consultants to exchange knowledge, share experiences and advance our specialty.

Beyond academics, this grand fest offers a wonderful opportunity to reunite with old friends, forge new connections and foster collaborations. The friendships and professional bonds nurtured here are as valuable as the knowledge we gain. This Golden Jubilee Souvenir is a lasting memory of this grand academic fest, preserving our rich heritage, shared aspirations and collective wisdom for generations to come. As we celebrate our golden journey, let us draw inspiration from our past and look forward to a future of greater learning, collaboration and excellence.

My heartfelt wishes to all delegates, faculty members, organisers for making this celebration truly memorable. A special mention to our residents for their hard work in the creation of this commemorative souvenir and organizing their efforts for making this conference possible. Let us celebrate our legacy, learn together and strengthen the bonds that unite us.

With warm regards,

Dr. Shalabh Rastogi
Senior Consultant & Head, TATA Motors Hospital
Editor, BJAOICON Golden Jubilee Souvenir

Souvenir Committee

Dr Priyanka Singh	**Sr. Resident, MTMC**
Dr Ritiwik Nag	**Post Graduate Trainee, TMH**
Dr Sushil Kumar	**Post Graduate Trainee, TMH**
Dr Shishir Hansraj	**Post Graduate Trainee, MGMMCH**
Dr Krishnam Kumawat	**Post Graduate Trainee, TMLH**
Dr Purva Ruchir	**Post Graduate Trainee, TMLH**

SANTOSH KUMAR GANGWAR
GOVERNOR OF JHARKHAND

LOK BHAVAN, RANCHI
JHARKHAND
Phone : 0657-2283465



Message

It gives me immense pleasure to learn that the Association of Otorhinolaryngologists of India (AOI), Bihar Jharkhand State Branch is celebrating its Golden Jubilee Year and organising BJAOICON 2026 from 20th to 22nd November 2026 at Jamshedpur on the theme "Essentials to Excellence."

Over the past five decades, advancements in medical science, technology and research have transformed the diagnosis and treatment of disorders related to the ear, nose and throat. The continued exchange of knowledge, sharing of experience and advancement of research are vital for further strengthening patient care and improving health outcomes.

I am confident that BJAOICON 2026 will provide a valuable platform for sharing knowledge and clinical experience, encouraging research and nurturing the next generation of ENT professionals.

I extend my best wishes to the organisers, delegates and participants for a successful conference.

(Santosh Kumar Gangwar)

MESSAGE FROM CEO & MD TATA STEEL



I extend my warm greetings to the Association of Otorhinolaryngologists of India (AOI), Bihar Jharkhand State Branch, on its Golden Jubilee Year and BJAOICON 2026. Fifty years is a significant milestone and a testament to the Association's sustained commitment to promoting professional excellence and contributing to improved healthcare.

For years, Jamshedpur has served as an important healthcare hub for the city's residents and communities across the wider region, with Tata Steel's healthcare institutions staying dedicated to meeting the evolving health needs of people. It is therefore particularly fitting that this important milestone of the Association is being celebrated in Jamshedpur. I am confident that the conference will contribute meaningfully to advancing ENT care and medical practice.

I congratulate the office bearers, members, and past leaders of the Association on this remarkable journey and their contribution to the medical fraternity and society. I wish BJAOICON 2026 every success and the Association continued growth and excellence.

Warm Regards,

T V Narendran
CEO & Managing Director
Tata Steel

MESSAGE FROM THE VPCS TATA STEEL



It is a pleasure to be associated with BJAOICON 2026, celebrating the Golden Jubilee of the Bihar-Jharkhand State Branch of the Association of Otolaryngologists of India. This milestone reflects five decades of dedication by ENT specialists towards clinical excellence, academic advancement, and patient care.

The conference provides a valuable platform for learning, collaboration, and the exchange of knowledge among practitioners, faculty, and young professionals. It is encouraging to see active participation from postgraduate students and emerging doctors, highlighting the importance of research and talent development in shaping the future of the speciality.

As the Association marks this significant occasion, I congratulate its members, past and present leaders, and the organisers for their contributions. I extend my best wishes for the success of BJAOICON 2026 and its continued role in advancing ENT care and professional excellence.

With warm regards,

D B Sundara Ramam

MESSAGE FROM THE ORGANISING CHAIRMAN



Golden Jubilee Conference of ENT, Jamshedpur

It is a matter of great honour and privilege to welcome all delegates to the Golden Jubilee Conference of ENT at Jamshedpur, commemorating five decades of academic excellence, scientific advancement, and dedicated service to the speciality.

This momentous occasion pays tribute to our esteemed pioneers, celebrates the collective achievements of the ENT fraternity, and reaffirms our commitment to advancing knowledge, innovation, and patient care.

I extend my sincere gratitude to our distinguished faculty, delegates, and all those whose invaluable contributions have made this conference possible.

I warmly welcome you to Jamshedpur and wish the conference great academic success.

With best wishes,

Dr. K P Dubey
Organising Chairman
Golden Jubilee Conference of ENT
Jamshedpur, Jharkhand

MESSAGE FROM THE ORGANISING CO- CHAIRMAN



It is a profound privilege to welcome you all to the 50th Golden Jubilee Conference of ENT in Jamshedpur, scheduled from November 20–22.

Commemorating five decades of academic excellence, scientific advancement, and dedicated service, this milestone edition is anchored in our core theme, "Essentials to Excellence."

This landmark celebration offers a deeply moving moment to pay a heartfelt tribute to the legendary Dr. Raghaw Sharan, whose enduring vision laid the foundation for our specialty.

As we gather, we honor our esteemed pioneers, celebrate our collective achievements, and renew our commitment to clinical mastery and compassionate patient care.

I extend my heartfelt thanks to everyone involved in this opportunity to learn, grow, connect and share our deep rooted history.
I wish this historic conference a resounding success. Welcome to Jamshedpur!

Warm regards,

Dr. Devendra Jee
Organizing Co-Chairperson
Senior Consultant – ORLHNS
Ex Professor and Head, MGM Medical College

MESSAGE FROM THE VICE PRESIDENT AND ORGANIZING SECRETARY



Welcome to the Golden Jubilee of BJAOICON

Dear Esteemed Delegates and Respected Faculty,

It is my great privilege and honour to welcome you to the 50th Annual Conference of the Association of Otolaryngologists of India – Bihar & Jharkhand (BJAOICON), being held from 20th to 22nd November 2026 at the prestigious Shavak Nanavati Technical Institute (SNTI), Jamshedpur.

The 50th BJAOICON is much more than an academic gathering; it is a celebration of five decades of professional excellence, academic endeavour, friendship, and service to the specialty of Otorhinolaryngology. This Golden Jubilee gives us an opportunity to look back with pride at our remarkable journey and look forward with optimism to the future.

Over the past five decades, ENT has witnessed extraordinary transformation in knowledge, technology, diagnostics, and surgical practice. Yet, the fundamentals of sound clinical judgement, surgical skill, compassion, and patient-centred care remain unchanged. As we step into the future, we can look forward to even greater innovation, technological integration, research, and collaboration while remaining rooted in these essentials.

With the theme "Essentials to Excellence," we have curated an enriching scientific programme bringing together the fundamentals of our specialty and contemporary advances. The three days promise a stimulating blend of expert lectures, interactive discussions, surgical insights, demonstrations, case-based learning, and exchange of experiences, complemented by opportunities for fellowship, friendship, and celebration.

We are privileged to have an outstanding panel of faculty who will share their knowledge and experience. I am confident that the academic deliberations will inspire us to learn, reflect, and continually strive for excellence in our practice.

A conference of this magnitude is possible only through dedication, teamwork, and meticulous planning. I sincerely appreciate the entire organising committee and team for their tireless efforts and committed work behind the scenes towards ensuring the smooth and successful conduct of this landmark event. My heartfelt gratitude goes to everyone who has contributed their time, energy, and expertise to making this Golden Jubilee possible.

On behalf of the organising committee, I extend my warmest gratitude to our esteemed faculty, delegates, senior colleagues, young ENT surgeons, industry partners, and well-wishers for their invaluable support.

As we come together to celebrate this milestone, let us honour our rich legacy, cherish the present, and embrace the future with enthusiasm and confidence. May the 50th BJAOICON be a memorable celebration of our past and an inspiring beginning to the next chapter of our specialty.

We look forward to welcoming you to three memorable days of academic excellence, meaningful fellowship, and celebration. Jamshedpur awaits you.

With warm regards and best wishes,

Dr. Sandeep Kumar Jha
Organizing Secretary
50th BJAOICON 2026
Vice President AOI B&J
Jamshedpur | 20–22 November 2026

MESSAGE FROM THE ORGANISING TREASURER



Golden Jubilee Conference of ENT, Jamshedpur

It gives me immense pleasure to greet all delegates at the Golden Jubilee Conference of ENT, Jamshedpur, a historic gathering marking fifty years of learning, innovation, and devoted service to our speciality.

Behind every successful conference lies the trust and generosity of many. As Treasurer, I extend heartfelt thanks to our sponsors, industry partners, and patrons, whose steadfast support has made this celebration possible. I also thank the Organising Committee and my fellow office bearers for their guidance and cooperation, and our faculty and delegates for their enthusiastic participation.

We have endeavoured to manage our resources with care, transparency, and accountability, so that every delegate enjoys a rich academic programme and warm hospitality.

I welcome you to the City of Steel and wish the conference a grand and memorable success.

With warm regards,

Dr P Preetam Hansraj
Treasurer
Golden Jubilee Conference of ENT
Jamshedpur, Jharkhand

MESSAGE FROM THE PRESIDENT



Dear Friends,

It gives me immense pleasure to welcome you all to the Golden Jubilee Conference of AOI Bihar & Jharkhand 2026, being held in the vibrant city of Jamshedpur from 20th to 22nd November 2026.

The theme of this conference, **"Essentials to Excellence,"** reflects our unwavering commitment to advancing knowledge, skills, research, and patient care.

Over these three days, you will have the opportunity to learn from eminent faculty dedicated to excellence in this field. The scientific programme has been thoughtfully curated to include evidence-based updates, live and video surgical demonstrations, panel discussions, case-based deliberations, and hands-on workshops — ensuring that every delegate gains practical knowledge and skills that can be seamlessly integrated into everyday clinical practice.

I extend my sincere appreciation to the AOI Jamshedpur Branch for hosting this prestigious academic event. My heartfelt thanks go to Dr. K.P. Dubey and Dr. Sandeep Jha, and to all the chairpersons of the various committees, whose vision, dedication, and meticulous planning have made this conference possible. I also acknowledge the tireless efforts of the entire organizing team in transforming this vision into reality.

I encourage each one of you to participate wholeheartedly — engage with the faculty, exchange ideas with academic colleagues, and make the most of every networking opportunity.

May this conference not only enhance your clinical expertise but also foster innovation, collaboration, and enduring professional relationships. I wish the AOI B&J Conference 2026 every success and hope these three days become a memorable milestone in your academic journey.

With warm regards,

Dr. R.K. Jha
President
AOI Bihar & Jharkhand

MESSAGE FROM THE PRESIDENT ELECT



Dear Friends,

I would like to extend my warm welcome and greetings to everyone for the 50th Golden Jubilee of BJAOICON '26, held in Jamshedpur from November 20 to 22, 2026.

Reaching this landmark milestone reflects the rich legacy and continuous growth of our fraternity.
Anchored in our theme, "Essentials to Excellence," this edition underscores our collective commitment to advancing surgical skills, research, and patient care.

The scientific program offers valuable learning opportunities through evidence-based updates, surgical demonstrations, and interactive deliberations.

I am delighted to welcome the future ENT surgeons and extend my warm wishes to the Organizing Committee, faculties, and delegates.

My cordial wishes to everyone for this landmark event.

With warm regards,
Dr. Rizwan Ahmed
President-elect, AOI (B&J)
Professor & Head, Department of ENT-HNS
Darbhanga Medical College, Bihar

MESSAGE FROM THE SECRETARY



It gives me immense pleasure and a deep sense of pride to present this message on the occasion of AOIBJCON 2026, the Golden Jubilee Annual conference of the Association of Otolaryngologists of India, Bihar and Jharkhand (AOIBJ), which is going to be held in Jamshedpur from 20th November to 22nd November 2026.

Since assuming the responsibility of Hon. Secretary in November 2024, I have endeavoured to strengthen our association through meaningful reforms, academic initiatives, improved communication and more systematic administration. My vision has been to make AOIBJ a stronger, more vibrant, transparent and well organised professional body that remains responsive to

One of the significant milestones during this tenure has been the creation of the official website for the first time, providing our members with quick and convenient access to information about the association, its activities, academic programmes and important announcements. We have also initiated regular academic seminars and educational activities to promote continous learning, knowledge sharing and professional interaction among our members. Conducting live surgical workshop has further strengthened our commitment to practical learning, surgical skill development and the exchange of contemporary techniques.

Another memorable achievement was conducting the successful annual AOIBJ conference at Darbhanga in 2025. The conference reflected the collective dedication , cooperation and enthusiasm of our members and reinforced the spirit of unity within our association. We are also making sustained efforts to ensure the timely publication of our association journal, which we envision as an important platform for scientific communication, original research and academic excellence.

As we celebrate the Golden Jubilee of AOIBJ, we are reminded of the dedication and contributions of our predecessors, whose vision and hard work have brought the association to this significant milestone. This occasion is not merely a celebration of our glorious past; it is also an opportunity to reaffirm our commitment to a progressive and academically vibrant future.

Our motto remains clear; to build a stronger, better organised and academically enriched AOIBJ that embraces scientific advances, promotes evidence based practice and keeps its members abreast of the latest developments in otolaryngology. I firmly believe that these goals can be achieved through collective participation, mutual respect, transparency and a shared commitment to excellence.

I express my sincere gratitude to our President Dr. R K Jha, immediate past president Dr. Ashwini Verma, Ex President Dr. Prakash kumar Moonka, Treasurer Dr. Satya Prakash Ranjan ,all office bearers, senior members, teachers, colleagues and young ENT surgeons for their constant support, encouragement and cooperation. I also extend my heartfelt appreciation of the organising committee of AOIBJCON 2026 for their dedication and hard work in making this Golden Jubilee celebration memorable.

Let us move forward together with renewed enthusiasm, stronger bonds and a shared vision of academic excellence and organisational growth.

With warm regards and best wishes for a grand success of AOIBJCON 2026.

"LONG LIVE AOIBJ".

Dr. Rakesh Kumar

Hon. Secretary

Association of Otolaryngologists of India

Bihar and Jharkhand (AOIBJ) the evolving needs of our fraternity.

MESSAGE FROM THE TREASURER



It is a matter of immense pride and privilege to extend my warm greetings on the occasion of the Golden Jubilee Conference of the All India Conference of Otolaryngology – Bihar & Jharkhand.

Fifty years of our Society represent a glorious journey of academic excellence, professional commitment, fellowship and service to the community. This milestone is a celebration of the vision and dedication of our seniors, whose contributions have laid a strong foundation for the generations that followed.

As Treasurer of the association, I feel honoured to be a part of this historic occasion. The Golden Jubilee is not only a time to celebrate our rich legacy but also an opportunity to look forward to newer horizons in Otorhinolaryngology and strengthen our commitment to excellence in patient care.

I congratulate the organizing team for bringing together this memorable academic event and wish the conference grand success, enriching scientific deliberations and lasting fellowship.

With warm regards,

Dr Satya Prakash Ranjan
Treasurer, AOI B&J
Dy. CMO/HOD ENT
Gandhi Nagar Hospital, CCL Ranchi

ASSOCIATION OF OTOLARYNGOLOGISTS OF INDIA
BIHAR & JHARKHAND

The Legacy Of Legends

Honouring Our Eminent Personalities

Dr. Dukhan Ram - A Visionary Who Transcended Generations



Dr. Dukhan Ram was born on 15 July 1899 in Sasaram, Bihar, into a poor Vaisya family. He lost his father at just four years of age and grew up amid severe financial hardship. Unable to afford even the village Pathshala, he would listen from outside while the village teacher taught his students, memorising their lessons by heart. Impressed by his remarkable ability, the teacher eventually allowed him to attend classes. As a child, Dr. Ram was deeply inspired by the village physician, Dr. Jaffer Hasan, and dreamed of becoming a respected doctor himself.

His academic brilliance soon became evident. He stood first in the Lower Primary, Upper Primary and Matriculation examinations in Shahabad district, earning scholarships that enabled him to continue his education. To support himself, he gave private tuition and sold ready-made garments brought from Calcutta during his holidays. He married in 1915 and entered Medical College, Calcutta, in 1920, graduating in 1926. Remarkably, while pursuing medicine, he also completed a B.Sc. with distinction in 1925.

He joined Patna Medical College as a House Surgeon in 1927 and was selected for postgraduate training by the Bihar government in 1933. In 1934, he obtained both D.L.O. and D.O.M.S. from the Royal College of Surgeons, London, returning to Patna Medical College as a lecturer in the combined Eye and ENT Department. He became Professor in 1944 and played a major role in developing postgraduate education, introducing D.O. and D.L.O. courses alongside M.S. programmes in Ophthalmology and ENT.

His influence extended far beyond clinical medicine. He served as Principal of Patna Medical College from 1959 and later became Vice-Chancellor of Bihar University. During his tenure, Rajendra Medical College, Ranchi, was established, while the foundations for medical colleges at Muzaffarpur and Bhagalpur were laid. He also served on the governing body of AIIMS, New Delhi, and as an examiner and inspector for various medical institutions.

Dr. Ram's reputation reached the highest levels of public life. In 1957, he was chosen by President Dr. Rajendra Prasad to perform his cataract surgery and subsequently served as Honorary Ophthalmic Surgeon to successive Presidents of India until Fakhruddin Ali Ahmed. He received the title Rai Saheb in 1945 and was awarded the Padma Bhushan in 1967, the same year he was elected to the Bihar Legislative Assembly from Sasaram.

A committed leader of the ophthalmology and ENT communities, he was instrumental in establishing the Bihar State Branch of the Association of Otolaryngologists and Head and Neck Surgeons of India in 1952 and chaired major national conferences at Patna and Jamshedpur. He was also an accomplished surgeon and teacher, renowned for his meticulous technique, exceptional tissue handling and effortless surgical style. His students and contemporaries regarded watching him operate as a privilege.

Beyond medicine, Dr. Ram was actively involved in social and Arya Samaj organisations and was known for his eloquence, humour and Sanskrit quotations. He continued examining patients until just two days before his death in Patna on 16 April 1990, at the age of 90.

Dr. Dukhan Ram left behind a distinguished medical legacy, six children—including three doctors—and generations of students, admirers and colleagues. His contribution to medicine, medical education, ENT and ophthalmology continues to be commemorated through the Padma Bhushan Dr. Dukhan Ram Memorial Oration, regarded as one of the most prestigious annual orations in the field.

Dr. Raghaw Sharan - The Guiding Force of Academic Excellence



The Dr. Raghaw Sharan Oration honours the memory of one of the most distinguished academicians and institution builders in the history of Otorhinolaryngology in Bihar and Jharkhand. Instituted by the AOI Bihar & Jharkhand Chapter, the oration commemorates a teacher, surgeon, researcher, editor, and visionary leader whose contributions continue to influence the specialty decades after his active career.

Born in Siwan in 1934, Prof. Dr. Raghaw Sharan displayed extraordinary academic brilliance from an early age, earning distinction throughout his medical training. After obtaining degrees in both Ophthalmology and ENT, he pursued advanced training in the United Kingdom and was awarded the prestigious FRCS (Edinburgh) and DLO (London). On returning to India, he dedicated himself to strengthening ENT education and clinical services in eastern India.

As Professor and Head of ENT and later Principal of Rajendra Medical College, Ranchi, he combined clinical excellence with a deep commitment to teaching and mentorship. His innovative work in the surgical management of atrophic rhinitis, extensive scientific publications, and service as examiner and Medical Council of India inspector brought national recognition to the region's academic community.

Among his most enduring contributions was his role as Founder Editor of the Bihar Journal of Otolaryngology, a platform that nurtured scientific writing, research, and academic dialogue for over three decades. Through this work, he helped cultivate a culture of scholarship within the ENT fraternity of Bihar and Jharkhand.

The annual oration bearing his name reflects the values he championed throughout his life: excellence in education, dedication to research, innovation in clinical practice, and the sharing of knowledge without boundaries. The oration serves both as a tribute to his remarkable legacy and as a source of inspiration for future generations of otolaryngologists.

The Dr. Raghaw Sharan Oration celebrates not merely an individual, but an academic tradition founded on scholarship, mentorship, innovation, and lifelong learning.

Prof. R. D. Kumar - A Journey of Academic Excellence and Mentorship



Prof. (Dr.) R. D. Kumar, M.B.B.S., M.S. (ENT), D.L.O., D.O.M.S., was a distinguished ENT surgeon, teacher, and academic leader whose contributions significantly advanced ENT education and practice in Bihar.
He completed his MBBS from Patna University in 1961, followed by M.S. (ENT) in 1965, D.L.O. in 1969, and D.O.M.S. in 1970. During his distinguished career in the Bihar State Health Services, he served at premier institutions including PMCH, RMCH, DMCH, and S.K. Medical College, Muzaffarpur. From November 1983 to January 1996, he served as Professor and Head of the Department of ENT at S.K. Medical College, where he played a pivotal role in strengthening academic and clinical training.

A committed educator, Dr. Kumar served as an Internal and External Examiner and guided postgraduate and doctoral scholars, helping shape future generations of ENT specialists. His dedication to teaching, mentorship, and academic rigor earned him widespread respect within the profession.

He also served as President of the Association of Otolaryngologists of India, Bihar Branch, reflecting his leadership and standing within the ENT fraternity.

To honour his enduring contributions, the Dr. R. D. Kumar Oration is delivered annually at the State Conference by a distinguished ENT academician from outside Bihar and Jharkhand. The oration enriches the scientific stature of the conference by bringing diverse perspectives and contemporary knowledge to the fraternity.

More than a memorial lecture, the Dr. R. D. Kumar Oration represents the values that defined his career: academic excellence, teaching, professional leadership, mentorship, and lifelong learning.

The Dr. R. D. Kumar Oration remains a fitting tribute to an exceptional teacher and leader, inspiring generations of ENT specialists to pursue excellence in academics, clinical practice, and service to the profession.

Dr. Ram Mahto Ravi - A Legacy of Leadership and Dedication



Prof. Dr. Ram Mahto Ravi was a distinguished ENT surgeon, dedicated teacher, and visionary academic leader whose contributions played a significant role in the advancement of Otorhinolaryngology in Bihar and Jharkhand.

Born on 18 January 1944 in Jaynagar, Madhubani, he completed his MBBS from Darbhanga Medical College and earned his M.S. (ENT) in April 1971. He began his professional journey in the Bihar Government Health Services, serving in various capacities including Medical Officer, Resident Surgical Officer, Registrar, Assistant Professor, and Associate Professor.

His association with Rajendra Medical College, Ranchi marked the most significant phase of his academic career. He served as Associate Professor of ENT from 1983 and later rose to become Professor and Head of the Department of ENT, a position he held from 1995 to 1997. Throughout his career, he remained deeply committed to patient care, undergraduate and postgraduate teaching, and the growth of ENT as an academic specialty.

Although his life was tragically cut short in 1997, Dr. Ravi left behind an enduring legacy of scholarship, mentorship, and institutional development. He was respected not only for his clinical expertise but also for his unwavering dedication to education and professional excellence.

To honour his memory and contributions, the Dr. Ram Mahto Ravi Oration is delivered at the Annual State Conference by a distinguished ENT surgeon from outside Bihar and Jharkhand. This prestigious oration brings eminent academic voices to the fraternity, enriching the scientific content of the conference and fostering the exchange of knowledge beyond regional boundaries.

More than a memorial lecture, the oration embodies the ideals that Dr. Ravi championed throughout his life: academic curiosity, professional excellence, teaching, mentorship, and lifelong learning.

The Dr. Ram Mahto Ravi Oration stands as a lasting tribute to an exceptional teacher and surgeon, inspiring successive generations of ENT specialists to pursue knowledge, uphold excellence, and contribute meaningfully to the profession

Dr. C. D. Sinha - A Pioneer of Surgical Excellence and Teaching



Dr. Chandra Dip Sinha (1924–1983) occupies a distinguished place in the history of Otorhinolaryngology in Bihar and Jharkhand. A gifted surgeon, accomplished academician, and revered teacher, he dedicated his life to advancing ENT and mentoring generations of students.

Born in Dalippur, Bhojpur district, he completed his I.Sc. from Patna Science College and graduated from Patna Medical College in 1947. He subsequently trained in the United Kingdom, obtaining D.O.M.S. (London) and F.R.C.S. (Edinburgh) before returning to India and joining the Eye and ENT Department of Patna Medical College in 1954.

His academic career later flourished at Darbhanga Medical College, where he served as Clinical Tutor and Lecturer before earning his M.S. (ENT) and being appointed Professor in 1968. In 1969, he became Head of the Department of ENT, a position he held until his retirement in 1983.

Dr. Sinha was admired not only for his surgical expertise and academic accomplishments but also for his warmth, humility, and dedication as a teacher. His efforts helped strengthen the academic and clinical foundations of ENT at a crucial stage in the specialty's development.

In recognition of these contributions, the Dr. C. D. Sinha Senior Consultant Award Paper is presented annually at the State Conference. The award honours the qualities he exemplified: clinical excellence, academic curiosity, sound judgement, mentorship, and professional leadership.

More than a scientific competition, the award serves as a reminder that true excellence in medicine lies in the integration of knowledge, clinical skill, teaching, and service to the profession.

The Dr. C. D. Sinha Senior Consultant Award stands as a tribute to an exceptional surgeon and teacher whose legacy continues to inspire ENT specialists to pursue scholarship, surgical excellence, and lifelong learning while mentoring the generations that follow.

Dr. Paras Nath Sinha - The Architect of Modern ENT in Bihar



Dr. Paras Nath Sinha (1904–1980) was a pioneering ENT surgeon, teacher, administrator, and visionary whose contributions laid the foundation for modern Otorhinolaryngology in Bihar. Born in Mangalpur, Palamu district, he overcame humble beginnings through determination and academic excellence. He earned his MBBS from Patna University in 1929 and later pursued advanced training in England, obtaining D.O.M.S. (London) in 1938 and D.L.O. (London) in 1939, followed by further training in Vienna.

Returning to India, he joined Patna Medical College, where he rose from Honorary Surgeon to Professor and Head of ENT. Following the separation of ENT from Ophthalmology in 1948, he played a crucial role in establishing ENT as an independent specialty. Recognizing the importance of modern technology and training, he was instrumental in introducing advanced facilities, including the first Arphi audiometer, Zeiss operating microscope, and electric drill, greatly advancing ear surgery and ENT care in the region.

Dr. Sinha's influence extended far beyond his institution. He served as President of the All India Association of Otolaryngologists, presided over the Gwalior Conference in 1959, and contributed significantly to the growth of medical research as a founder Secretary of the Rajendra Memorial Research Society.

A skilled surgeon, dedicated teacher, strict disciplinarian, and committed social worker, Dr. Sinha inspired generations through his vision, leadership, and devotion to excellence.

In recognition of his enduring legacy, the Dr. Paras Nath Sinha Junior Consultant Award Paper is conducted annually at the State Conference. More than an academic competition, the award symbolizes the values he embodied: innovation, perseverance, professional excellence, and commitment to advancing the specialty.

The Dr. Paras Nath Sinha Junior Consultant Award stands as a tribute to one of the pioneers of ENT in Bihar, inspiring young consultants to pursue knowledge, embrace innovation, and contribute meaningfully to the future of the specialty.

Dr. Brij Lall - A Champion of Academics and Young Talent



The Dr. Brij Lall PG Award Paper commemorates a distinguished ENT surgeon, teacher, and academician whose career was marked by clinical excellence, scholarly commitment, and dedication to nurturing young talent.

Dr. Brij Lall, M.S. (Eye), D.L.O., M.S. (ENT), Professor of ENT (Retd.), Patna Medical College, was born on 28 April 1942. He completed his MBBS from Patna University in 1964, followed by D.L.O. in 1966, M.S. (Ophthalmology) in 1968, and M.S. (ENT) in 1974. He served at Patna Medical College and Hospital and retired from academic service in April 2000.

A respected clinician and educator, Dr. Brij Lal served as an examiner for undergraduate and postgraduate examinations at several universities, including Patna, Bihar, Delhi, Allahabad, Ranchi, and Silchar Universities. His contributions helped uphold the standards of medical education and specialist training across the country.

He also played an active role in the professional fraternity, serving as President of the Association of Otolaryngologists of India, Bihar Branch, in 1997. His special interest in diseases of the nose, nasopharynx, and oropharynx contributed to the advancement of ENT practice in the region.

In recognition of his commitment to academic growth, the Dr. Brij Lall PG Award Paper is conducted annually during the State Conference. The award is uniquely coupled with a 21-day travel fellowship to a leading ENT centre in India, encouraging young postgraduate trainees to expand their knowledge and gain wider professional exposure.

More than a scientific competition, the award promotes research, academic excellence, presentation skills, and lifelong learning among future ENT specialists. It reflects Dr. Brij Lal's belief that achievement should create opportunities for greater learning and professional development.

The Dr. Brij Lall PG Award Paper stands as a bridge between generations, honouring a distinguished teacher and clinician while inspiring young ENT surgeons to pursue excellence, innovation, and continuous learning.

OUR DISTINGUISHED KEY NOTE SPEAKERS

Dr Kailash Prasad Dubey



Dr. Kailash Prasad Dubey

MBBS, MS (ENT)

Former HOD ENT & Chief of Medical Indoor Services, Tata Main Hospital, Jamshedpur

Born on December 10, 1955, Dr. Kailash Prasad Dubey completed his Senior Cambridge from Loyola School, Jamshedpur (1971) and Pre-Medical studies at Banaras Hindu University. He earned his MBBS from MGM Medical College, Jamshedpur (1974 batch) and MS (ENT) from RIMS, Ranchi (1983–1985) under the revered mentorship of Prof. (Dr.) Raghaw Sharan.

With over 35 years of distinguished service, Dr. Dubey served as Head of the ENT Department and Chief of Medical Indoor Services at Tata Main Hospital, Jamshedpur, as well as Professor of ENT at MGM Medical College. An active academician and examiner, he guided DNB residents, presented nationally and internationally, and mentored students who won national AOI quizzes. He successfully organized three major ENT conferences in Jamshedpur, including the inaugural East Zone Conference.

An avid sportsman, he represented his institutions in cricket and football and remains an active golfer representing Jamshedpur. Deeply committed to community service, Dr. Dubey has operated a free Sunday clinic for the underprivileged at the Loyola Alumni Association for over 30 years alongside organizing rural health camps.

He is married to Dr. Manju Dubey, a former Civil Surgeon and Deputy Regional Director of Health Services (Government of Jharkhand).

OUR DISTINGUISHED KEY NOTE SPEAKERS

Dr Sanjay Agarwal



Dr Sanjay Agrawal

Dr. Sanjay Agrawal is an eminent ENT consultant based in Indore with over 35 years of clinical and surgical expertise.

He completed his graduation and post-graduation from MGM Medical College, Indore, followed by specialized surgical training in Mumbai (1991) and advanced surgical training across Germany, Austria, and Switzerland (1996, 2001).

A globally recognized academician, Dr. Agrawal was invited as Guest Faculty for the Wullstein Symposium 2001 in Würzburg, Germany, and has delivered keynotes and demonstrated live ear and sinus surgeries at numerous national and international platforms.

He has held prestigious leadership roles, serving as the National President of the Association of Otolaryngologists of India (AOI) in 2016–17, Organising Convenor for AOICON 2018 (Indore), Scientific Chairman for both the Asia-Oceania ORL-HNS Congress & AOICON 2019 (Hyderabad), and National Scientific Chairman for AOICON 2020 (Nagpur).

OUR DISTINGUISHED KEY NOTE SPEAKERS

Dr J.C. Passey



Dr J C Passey

Dean cum Principal &

Professor ENT Dept

World College of Medical Science and Research Jhajjar (NCR)

Ex Medical Director LNJP Hospital

Ex Regional DGHS Delhi Govt

Ex HOD ENT Dept MAMC

New Delhi

Served Delhi AOI as President, Honorary Secretary, Treasurer n executive member

President NES & All lndia Rhinology Society

Chief Cochlear Implant surgeon Lok Nayak Hospital

Organised various state, national n International academic activities

Advisor to UPSC, n various universities n public service commissions

OUR DISTINGUISHED KEY NOTE SPEAKERS

Dr S.P. Dubey

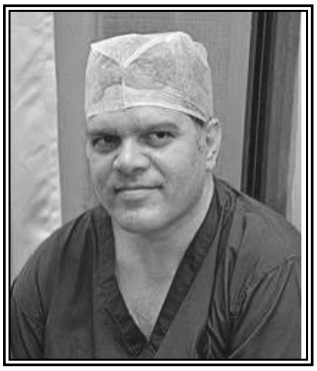

Dr. S.P. Dubey is past national president of Association of Otolaryngologists of India. He is a former editor of Indian journal of otolaryngology and head and neck surgery. He is national mentor for cochlear implant surgery. Recently his surgical innovation was published in the national journal' Cochlear implant made easy by Bhopal technique'. Which makes this surgery easy for young Surgeons.

He mentored Cochlear Implant Surgery in 28 centers across the Country in nine States including prestigious institutes like BHU and five medical colleges in Kolkata, Indore, Ujjain and Udaipur. Out of 29 mentees in different parts of India, 21 mentees are doing independent Cochlear Implant Surgery.

He has done more than 3000 implants in the last 10 Years. Apart from surgeon he is news reader, health anchor and done cameo roles in movies like Aarakshan and Satyagraha, Toilet a Love Story & Ashram Part 2.

OUR DISTINGUISHED KEY NOTE SPEAKERS

Dr Rajeev Sharan



Senior Consultant, Head & Neck Surgical Oncology

Apollo Multispeciality Hospital, Salt Lake Bypass, Kolkata

Dr Rajeev Sharan, an MBBS graduate of All India Institute of Medical Sciences (AIIMS, New Delhi), completed his MS, Surgery and Senior Residency in Surgical Oncology from AIIMS, New Delhi, India. He went on to complete his MCh in Head & Neck Oncology from Amrita Institute of Medical Sciences, Cochin, India. He has more than 24 years of exclusive experience in head and neck surgical oncology and surgical oncology, working in premier institutions like AIIMS, New Delhi and Amrita Institute of Medical Sciences, Cochin and Tata Medical Center, Kolkata.

Dr. Sharan is working as a Senior Consultant in the department of Head & Neck Surgical Oncology in Apollo Multispeciality Hospital, Kolkata. He has more than 55 publications to his credit in reputed national and international journals. He has special interests in advanced head and neck cancer, thyroid cancer, locally advanced oral cancer, ITF clearance, tracheal resection, skull base surgery, Transoral robotic surgery (TORS) for pharyngeal cancer, robotic thyroid surgery and robotic neck dissection.

ASSOCIATION OF OTOLARYNGOLOGISTS OF INDIA

BIHAR & JHARKHAND

Life Time Achievement Award

For Their Dedication, Excellence and Contribution to ENT .

Dr Vineet Sinha



Dr Vineet Sinha

MBBS,MS(ENT),DLO.

Former Professor and Head of the department, Patna

Medical College, Patna

MBBS -1975-1981-Nalanda Medical College Patna MS (ENT)-1985-87.DLO -1987-88 Patna medical College Patna.

RSO -1996-2002,

PMCH Assistant professor -2002-2012, PMCH

Associate professor 2012-2018,

PMCH Professor and head ENT 2018-2025,

PMCH Awards Dr SP Sinha memorial travel fellowship,1989,

visited Nair Hospital, Mumbai.

Dr PN Sinha memorial essay competition, Best essay award 1988 and 1989

Attended various State and National conference of AOI across the state and the country, chaired many sessions in those conferences.Conducted many workshops in various disciplines of ENT in PMCH.Attended national level workshops in Otology,Rhinology and Laryngology in various centres in the country.

Extra curricular activities A state level player of Badminton representing the state in various National, Interstate and inter University tournaments Recipient of "College Blue" in Nalanda Medical College Patna and Jain College Ara.

Dr Manoj Kumar Verma



Dr. Manoj Kumar Verma

MBBS (1971-1976), RMCH, Ranchi;

M.S. (ENT), 1984.-PMCH,Patna

Completed JHS/SHS training in ENT (1979-1980), including 6 months of extended ENT residency.

Joined Bihar State Health Service in July 1981.

Served as ENT Surgeon, Sadar Hospital, Ara (Apr 1988 - Jan 1990).

Joined Bihar Medical Education Service in January 1990.

Served in the ENT Departments of SKMCH, Muzaffarpur; ANMMCH, Gaya; and NMCH, Patna.

Progressed from Resident Surgeon to Associate Professor while actively involved in teaching and patient care.

Retired as Associate Professor, Department of ENT, NMCH, Patna in October 2018.

Served as Professor of ENT, Birat Medical College, Biratnagar, Nepal (Apr 2019 - Jun 2020).

Served as Professor of ENT, SNH & Institute, Saharsa, Bihar (May 2020 - Oct 2021).

Continues to remain actively engaged in ENT clinical practice and patient care.

Brings over 40 years of experience in otorhinolaryngology, medical education.

Last Government Position: Associate Professor, ENT, NMCH, Patna.

Dr Sudhir Kr. Choudhary



Dr Sudhir Kr Choudhary

DOB-01.05.1951

MBBS (Admission batch 68).

MS (ENT) RMCH

Bihar state health service-

Date of joining 21.03.79

Registar ENT (Bhagalpur medical College & hospital 88-94 , Retired on 30.04.2011.

At present residing at Karpoori Path ,Lohiya Nagar Gooda- 814133.

Dr Dilip Kumar Sinha



Name: Dr. Dilip Kumar Sinha

MBBS, MS, DOMS, FRCS (Ed & Eng).

Ex Prof. and HOD ENT Darbhanga Medical College Hospital,Darbhanga, Bihar

Academic QualificationsMBBS from Darbhanga Medical College, Dharbhanga with honours in Eye & ENT in 1974.

MS (ENT) from Patna Medical College, Patna in 1982.

Became member of Societies for Advanced Studies of Medical Sciences in 1982, New Delhi.

Joined Bihar State Health Service in 1977

Clinical Experiences:-

RSO in ENT - from 2.4.80 to 30.4.84 at Patna Medical College Hospital, Patna.

Assistant Professor and HOD ENT - MGM Medical College, Jamshedpur from 1.5.84 to 31.7.2009 till Retirement from Government Service.

Worked as Professor of ENT and Superintendent at ICARE Institute of Medical Sciences and Research, Dr. B.C Roy Hospital, Haldia (WB) from 2011 to 2018.

Has more than 33 years of experience in clinical practice and teaching and worked continuously as Head of Department ENT for more than 25 years

Has over 35 medical publications in state and national medical journals.

Has been an appraiser, question setter and examiner of DNB, MBBS, MS, PhD for different universities in India.

Has attended , presided and presented several clinical papers in different states and national ENT conferences.

Notable Achievements:-

Availed National Johnson's and Johnson's Travel fellowship in 1986 at Mumbai.

Received Dr. B.C Roy Memorial Doctor's award in 2006.

Pioneer of Endoscopic Sinus Surgery in Bihar and Jharkhand since 1985.

Worked as Inspector Medical Council of India.

Served as Secretary BJAOICON from 1991 to 1996. In 1993 Registation of BJAOICON was done.

Served as President BJAOICON in 2004.

Wrote the book Diseases of Ear: An overview in 2022 foreworded by Prof. Raghaw Sharan.

Wrote the book Diseases of Nose, Throat, Head & Neck Surgery : An overview foreworded by Padma Shri Prof. S.K Kakkar and Padma Shri Prof. M.V Kirtane

Extracurricular Activity

Was captain of Cricket Team of Darbhanga Medical College, Darbhanga.

Represented East Zone in Cricket for 4 times

Dr Snehanshu Kr. Das



Dr. Snehanshu Kumar Das, MBBS, MS (ENT)

Former Head of department (ENT), Tata Main Hospital, Jamshedpur

Education & Qualification

MBBS: Rajendra Medical College (now RIMS), Ranchi (1966)

MS (ENT): Darbhanga Medical College, Darbhanga (1979)

Advanced Training: Completed specialized ENT training in United Kingdom (1981-1984)

Clinical Career & Leadership:

Early Career : Joined TMH, Jamshedpur 1968 as a Medical Officer.

International experience: Travelled to United Kingdom in 1981 for advanced ENT training.

Served as an ENT Surgeon in Port Talbot Hospital Wales, from 1981 to 1984.

Departmental Leadership: Returned to India in 1984 to rejoin TMH as an Assistant Surgeon in the ENT department. In 1986, he was promoted to Senior Specialist and HOD of ENT.

Clinical Milestones: Pioneered the introduction of ear microsurgery and endoscopic ENT surgeries at Tata Main Hospital during his tenure as HOD.

Institutional Contributions: Served as one of the founding members of the TMH Clinical Society.

Academic & Professional Contributions:

Medical Education: Served as a professor of ENT at Mahatma Gandhi Memorial (MGM) Medical College, Jamshedpur

University Examiner: Appointed as an official MBBS examiner in multiple universities.

Conferences: Represented the ENT Department of TMH At numerous conferences.



RESEARCH & AWARD PAPERS

CD Sinha Senior Consultant Paper Award

Title: Facial Nerve Injury - Anatomical Basis- A Postgraduate Review

Presenting Author: Dr. Novelesh Bachchan, Department of ENT, Sri Krishna Medical College and Hospital, Muzaffarpur, Bihar.

Aim:

To review the surgical anatomy, etiology, clinical evaluation, topodiagnosis and evidence-based management protocol of facial nerve injury relevant to postgraduate training.

Methodology:

This academic review is based on standard textbooks including Cummings Otolaryngology and Glasscock-Shambaugh Surgery of the Ear, recent literature from PubMed and SCOPUS from 2020 to 2025 on facial nerve trauma, electrodiagnostics and reanimation techniques, and clinical experience gained in the Department of ENT at Sri Krishna Medical College, Muzaffarpur. Emphasis was given to topodiagnostic tests, electrodiagnostic timing and surgical decision-making algorithms.

Results:

Facial nerve, due to its 30mm long bony course, is highly vulnerable. Temporal bone fractures, longitudinal in 70-80% and transverse in 20-30%, and iatrogenic injury during mastoid and parotid surgery are leading causes. The labyrinthine segment is narrowest and most prone to ischemic injury. House-Brackmann grading and Sunnybrook scale are used for clinical assessment. Electroneurography performed between 3-14 days with >90% degeneration is considered an indication for surgical exploration. Management includes conservative approach with steroids, antivirals, eye care and physiotherapy, and surgical options like decompression, direct end-to-end repair, cable grafting with sural or great auricular nerve, and hypoglossal-facial or masseteric-facial anastomosis in long-standing cases.

Conclusions:

Thorough knowledge of anatomy, early topodiagnosis and timely ENoG/EMG are crucial for prognostication. Early diagnosis within 72 hours, appropriate medical or surgical intervention and multidisciplinary rehabilitation including eye care and neuromuscular retraining prevent complications like exposure keratitis and synkinesis and ensure optimal facial functional recovery.

Abstract: Treatment Option of Profound Hearing Loss - BAHA (OSIA) Implant

Dr. Rashmi Prasad
MBBS, DNB(ENT), MNAMS, MANBD
Senior Consultant ENT & Head Neck (Endoscopic) Surgeon
Paras HMRI Hospital, Patna
Former Senior Registrar at LTMGH, Sion, Mumbai.
Former Consultant at SHRC, Mumbai.
Director of Dr. Rashmi's ENT Care Centre

Introduction

The BAHA OSIA system represents a major paradigm shift in active bone conduction hearing restoration. As a first-of-its-kind Active Osseointegrated Steady-State Implant (OSI), it utilizes advanced piezoelectric technology. Unlike passive bone conduction devices that rely on a percutaneous abutment or magnetic transmission, the OSIA features an actuator implanted directly on the bone, bypassing the skin completely and leaving the ear canal open.

Indications and Patient Selection

The implant is indicated for patients over 5 years of age with conductive and mixed hearing loss (bone conduction thresholds up to 55 dB HL) and single-sided deafness (SSD) with normal hearing in the contralateral ear. Typical conditions include chronic suppurative otitis media (CSOM), congenital aural atresia, chronic external otitis, and post-cholesteatoma surgery cavities.

Surgical Technique Overview

Preoperative evaluation requires high-resolution CT imaging of the temporal bone to assess bone thickness (minimum 3mm, 4mm preferred) and identify critical structures. The surgical procedure involves a structured 10-step approach under general anesthesia. Key steps include making a subperiosteal pocket, precise guide drilling and widening, insertion of the BI300 titanium fixture, bed preparation, and securing both the piezoelectric actuator and the receiver/stimulator coil. Ensuring primary stability during fixture placement is critical for successful osseointegration.

Outcomes, Complications, and Advantages

Following a mandatory 4-week healing and osseointegration period, the device is activated. Patients report immediate and significant improvements in hearing, speech clarity, and high-frequency gain, especially in noisy environments. Compared to traditional percutaneous systems, the OSIA eliminates the need for an abutment, drastically reducing skin complications. Additionally, the system offers high cosmetic appeal and boasts 3.0 Tesla MRI compatibility. Complications are generally minor (e.g., wound infection, hematoma) and easily managed conservatively, with major issues like device failure or dural tear being extremely rare.

Conclusion

The BAHA OSIA implant is an evidence-based, highly effective tool in the armamentarium against conductive, mixed, and single-sided deafness. It offers an excellent surgical safety profile, unmatched mechanical power, and cosmetic superiority, leading to high patient satisfaction.

PN Sinha Junior Consultant Paper

Title: Endoscopic push-through cartilage tympanoplasty- addition to my surgical armamentarium.

Presenter : Dr. Kiran Mali

ABSTRACT

AIM : Amidst the evolution of tympanoplasty techniques, the consistent repair of tympanic membrane perforations remains an enduring challenge. We are discussing a next- generation endoscopic cartilage tympanoplasty technique that employs a push through- perforation, malleus–annular-conformal approach, ensuring stable graft integration and maximal surgical efficiency.

Method : A prospective study was conducted on 37 patients with large chronic tympanic membrane perforations undergoing tympanoplasty. The procedure used tragal cartilage fashioned with a malleolar notch, and circumferential annular groove to achieve three-point fixation. Outcomes were assessed at three months for graft uptake, hearing improvement, complications, and surgical time.

Results : The study included 37 patients (mean age 30.19 ± 11.42 years), comprising 12 males and 25 females. Graft uptake was achieved in 96% of cases, with a mean hearing gain of 14.1 dB and air-bone gap closure of 10.6 dB. No cases of graft medialization, rotation, or lateralization were observed. The mean operative time was 24 minutes.

Conclusion : Endoscopic push through cartilage tympanoplasty provides a reliable, minimally invasive solution for chronic tympanic membrane perforations in well selected patients. Anchored through a three-point fixation, it ensures graft stability, optimal acoustic transmission, and reduced morbidity within short operative time frames. Its reproducibility and cost-effectiveness make it particularly advantageous.

Title: Laryngeal Tuberculosis: A Marker of Occult Pulmonary Tuberculosis

Presenter: Dr. Priyanka Singh

ABSTRACT

Background : Laryngeal tuberculosis (LTB) is an uncommon manifestation of tuberculosis that can mimic laryngeal malignancy or chronic inflammatory disease. Respiratory or constitutional symptoms may be absent or overlooked, with patients presenting primarily with laryngeal complaints. Early recognition may prevent diagnostic delay, unnecessary invasive procedures, and ongoing transmission.

Objective : To describe the presentation, laryngoscopic findings, diagnostic evaluation, and treatment outcomes of LTB presenting predominantly with laryngeal symptoms, and to highlight its association with previously unrecognized pulmonary tuberculosis.

Methods : This retrospective case series included patients diagnosed with LTB in the Department of ENT over one year. Patients with persistent hoarseness, throat pain, dysphagia, or other laryngeal symptoms underwent videolaryngoscopy. Evaluation included sputum testing for acid-fast bacilli, GeneXpert, and high-resolution computed tomography of the chest, as clinically indicated. Confirmed cases received antitubercular therapy according to National Tuberculosis Elimination Programme guidelines.

Results : Nine patients were identified. Most had atypical laryngoscopic lesions clinically mimicking malignancy. Chest imaging and microbiological investigations established associated pulmonary tuberculosis. All patients demonstrated significant symptomatic and laryngoscopic improvement after antitubercular therapy. None required laryngeal biopsy, thereby avoiding an invasive diagnostic procedure.

Conclusion : LTB should be considered in patients with persistent hoarseness and suspicious laryngeal lesions, particularly in tuberculosis-endemic settings. Systematic evaluation for pulmonary tuberculosis can establish the diagnosis, facilitate timely treatment and infection-control measures, reduce transmission risk, and prevent unnecessary biopsy

Title: Comparative Evaluation of the Epley and Semont Maneuver in Posterior Canal BPPV Using the Dizziness Handicap Inventory as a Patient-Reported Outcome Measure: A Prospective Comparative Study

Presenting Author: Dr Deepali Singh

Abstract:

Aim: The study aimed to compare changes in Dizziness Handicap Inventory (DHI) scores—overall and across its subdomains—between patients with posterior canal BPPV treated with the Epley maneuver versus Semont maneuver.

Materials and Methods: A prospective comparative study was conducted at a tertiary care centre, enrolling 300 patients presenting to the Otorhinolaryngology outpatient department. All patients completed the DHI questionnaire at baseline and at two follow-ups. Changes in DHI subdomain scores and total scores were computed across these time points and subjected to statistical analysis.

Results: Both treatment groups demonstrated a significant reduction in Total DHI scores over the follow-up period. At Day 15, the Epley group had a significantly lower mean DHI score than the Semont group $p < 0.001$. At Day 15, the Epley group had a significantly lower Physical domain score than the Semont group ($p < 0.001$). In contrast, the Semont group had significantly lower Emotional domain scores at both Day 3 ($p < 0.001$) and Day15.

Conclusion: Both the Epley and Semont maneuver are well-established, effective treatments for posterior canal BPPV, consistently improving total DHI scores. However, subdomains manifested differently in the two groups with Physical domain being significantly lowered in Epley than Semont and Emotional being significantly lowered in Semont compared to Epley.

Title: SNVs and Indels in Hearing Loss and Related ENT Phenotypes: A Descriptive Review of Nine Exome Reports

Presenting Author: Dr Diksha Kumari

Aim: To describe laboratory-reported single-nucleotide variants (SNVs) and small insertions/deletions (Indels) and evaluate genotype–phenotype concordance in ENT-linked exome reports.

Methodology: Seventeen laboratory reports were reviewed: ten whole-exome sequencing (WES), two karyotypes and five sepsis/antimicrobial-resistance PCR panels. Nine WES reports mentioning hearing loss or related ENT phenotypes formed the primary series. Published genotype–phenotype associations informed interpretation; laboratory classifications were retained. Segregation and clinical outcome data were unavailable.

Results: Six of nine ENT-linked exomes reported pathogenic/likely pathogenic findings, two had only variants of uncertain significance (VUS), and one was non-diagnostic. Hearing-loss-related findings comprised GJB2 c.71G>A plus c.231G>A (SNVs), GJB2 c.71G>A plus c.313_326del (SNV/Indel), homozygous OTOF c.4846del (indel), and homozygous TMPRSS3 c.346G>A (SNV). Both GJB2 pairs were reported as likely compound heterozygous; phase remains unconfirmed. ZBTB18 c.1441G>T supported a neurodevelopmental association; PTPN11 c.417G>C suggested a RASopathy requiring clinical correlation. An additional ZSCAN10 c.1199A>G VUS accompanied one GJB2 finding. MYO7A c.2219G>A and CFAP53 c.976G>A VUS were inconclusive; one microtia-associated exome was non-diagnostic. Eight other reports comprised one metabolic WES (PC c.628T>A VUS), two karyotypes (one mosaic abnormality), and five sepsis PCR panels (one with bacterial and NDM targets detected).

Conclusions: The reports illustrated established genetic hearing-loss associations and variants requiring further evaluation. Interpretation of SNVs/Indels must integrate phenotype, inheritance and segregation; diagnostic yield cannot be inferred from these selected reports.

Title: Modified Endoscopic Push Through Tympanoplasty

Presenter: Dr. Kiran Mali

Abstract

Background

Amidst the evolution of tympanoplasty techniques, the consistent repair of tympanic membrane perforations remains an enduring challenge. We introduce a next- generation endoscopic cartilage tympanoplasty technique that employs a through- perforation, malleus–annular-conformal approach, ensuring stable graft integration while maintaining minimal invasiveness and maximal surgical efficiency.

Methods

A prospective study was conducted on 37 patients with total or subtotal chronic tympanic membrane perforations undergoing tympanoplasty. The procedure used tragal cartilage fashioned with a malleolar notch, posterior flange, and circumferential annular groove to achieve three-point fixation. Grafts were inserted through the perforation, raising a small supra-malleolar flap. Outcomes were assessed at three months for graft uptake, hearing improvement, complications, and surgical time.

Results

The study included 37 patients (mean age 30.19 ± 11.42 years), comprising 12 males and 25 females. Graft uptake was achieved in 96% of cases, with a mean hearing gain of 14.1 dB (95% CI: 11.2, 17.0; $r = 0.65$; $d = 1.4$; $p < 0.001$) and air-bone gap closure of 10.6 dB (95% CI: 8.4, 12.8; $r = 0.71$; $d = 1.4$; $p < 0.001$). No cases of graft medialization, rotation, or lateralization were observed. The mean operative time was 24 minutes, and complications were minimal.

Conclusion

Modified Endo Push Through tympanoplasty provides a reliable, minimally invasive solution for chronic tympanic membrane perforations. Anchored through a three-point fixation, it ensures graft stability, optimal acoustic transmission, and reduced morbidity within short operative time frames. Its reproducibility and cost-effectiveness make it particularly advantageous in otologic settings in low and middle-income countries

Title: Prevalence of Anatomical Variations Affecting Paranasal Sinus Drainage: A CT-Based Retrospective Cross-Sectional Study

Presenting Author: Dr Mouli Kirti Patel

Aim: To determine the prevalence of anatomical variations affecting paranasal sinus (PNS) drainage on computed tomography (CT) and their association with sex.

Methodology: A retrospective cross-sectional study of 100 patients aged 20–70 years who underwent CT of the nose and paranasal sinuses for suspected sinusitis between July and December 2024 at a tertiary care centre. Patients with sinonasal polyposis, fungal sinusitis, pansinusitis, previous sinus surgery, sinonasal malignancy or facial trauma were excluded. Variations of the osteomeatal unit and sphenoethmoidal recess were assessed independently on 128-slice CT by a radiologist and an ENT surgeon using standard definitions. Chi-square test and prevalence ratios (PR) with 95% confidence intervals (CI) assessed associations with sex; $p < 0.05$ was significant.

Results: Mean age was 42.9 ± 15.5 years; 51% were male and 49% female. The commonest variations were agger nasi cells (98%), supra bullar cells (93%), type I uncinate process attachment (88%), deviated nasal septum (78%) and enlarged ethmoid bulla (72%). Haller cells were present in 51% and concha bullosa in 32%. Only frontal bullar cells differed significantly by sex, being commoner in females (38.8% vs 15.7%; PR 0.40, 95% CI 0.20–0.84, $p = 0.01$).

Conclusions: Anatomical variations affecting paranasal sinus drainage are highly prevalent and variable. Preoperative CT provides a roadmap for individualised planning of functional endoscopic sinus surgery and is recommended routinely to reduce surgical risk. Larger multicentre studies are needed.

CATEGORY:- Dr. Brij Lall PG AWARD PAPERS

TITLE: A RETROSPECTIVE STUDY OF LARYNGEAL GRANULOMA EMPHASISING ON ETIOLOGY AND SPECIFIC MANAGEMENT STRATEGIES

AUTHOR: DR.SANJAY KUMAR , JUNIOR RESIDENT

AIM

To evaluate the clinical presentation, etiological factors, treatment outcomes, and recurrence patterns of laryngeal granulomas in a retrospective cohort of 16 patients, with emphasis on aetiology - specific management strategies.

METHODOLOGY

Inclusion Criteria: Eligible participants were adults (≥18 years) with laryngoscopic and histo-pathologically confirmed granulomas and complete medical records, including clinical history, diagnostic findings, treatment details, and follow-up data.

Exclusion Criteria: Incomplete records, were lost to follow-up, or had granulomas secondary to malignancy or systemic granulomatous diseases (e.g., tuberculosis and sarcoidosis).

Findings consistent with literature: benign lesions linked to trauma, inflammation, reflux; male

RESULT

The majority of patients (68.75%) showed a decrease in granuloma size.

6.25% reported improvement in voice and another 6.25% experienced both a decrease in size and improvement in voice.

CONCLUSION

This study provides valuable insights into the demographic and clinical profile of patients with laryngeal granulomas, emphasizing the importance of early diagnosis and appropriate management. Further research is needed to validate these findings and explore additional risk factors and treatment modalities

From Static Collapse to Dynamic Airway Assessment: Role of Interventional DISE in Surgical Planning and Outcomes in Obstructive Sleep Apnea

Author : Dr. Manshi Kumari Mehta

Background: Drug-induced sleep endoscopy (DISE) enables dynamic assessment of upper airway collapse in obstructive sleep apnea (OSA). However, conventional DISE findings may not fully demonstrate how airway obstruction responds to corrective maneuvers. Interventional DISE may provide additional functional information to individualize surgical planning.

Aim: To evaluate airway responses to dynamic maneuvers during DISE and explore their potential relevance to surgical decision-making and postoperative outcomes in patients with OSA.

Materials and Methods: This observational study included 77 patients with OSA who underwent DISE and subsequent surgical management. Airway collapse was assessed using the VOTE classification. Dynamic maneuvers, including jaw thrust, chin lift, palatal pull, nasal valve dilation, mouth closure and head rotation, were performed as clinically appropriate. Changes in airway patency were documented, according to that surgery was planned and postoperative OSA outcomes were assessed.

Results: The recorded airway responses to jaw thrust, chin lift, palatal pull, nasal valve dilation and mouth closure were 72%, 68%, 61%, 58% and 54%, respectively. Head rotation was associated with a reported response rate of 32%. Postoperatively, 37% of patients were reported to have persistent or recurrent OSA. These findings highlight the importance of evaluating dynamic airway responses alongside conventional anatomical assessment. Further analysis of maneuver-specific responses and postoperative outcomes is required to determine their predictive value.

Conclusion: Interventional DISE may provide additional functional information for individualized surgical planning in OSA. The reported postoperative failure rate reinforces the need to investigate whether dynamic airway responses can improve patient selection and surgical outcomes

Title

Foreign Body in ENT Emergency setting.

Presenting Author

Dr. Anupras Rai

Department of ENT, Narayan Medical College & Hospital, Sasaram

Aim

To analyze the presentation, site distribution, management, and outcomes of foreign bodies encountered in ENT emergency setting.

Methodology

A retrospective observational study was carried out in the emergency ENT department between February 2025 and August 2026. Patients of all age groups presenting with foreign bodies in the ear, nose, or throat were included. Data were collected on clinical presentation, anatomical site of the foreign body, methods of removal, associated complications, and follow-up outcomes. Management strategies included removal under direct visualization, using appropriate instruments, or through endoscopic techniques, depending on the presentation and location of foreign body.

Result

A total of 100 cases were included in the study. The ear was the most frequent site of foreign body presentation (45%), followed by the nose (35%) and throat (20%). Pediatric patients constituted 65% of the study population. Successful foreign body removal was accomplished on the first attempt in 98% of patients. Minor complications, including external auditory canal abrasions and mucosal lacerations, were observed in 6% of cases. No major complications, significant morbidity, or mortality reported.

Conclusion

Foreign bodies represent a common cause of emergency presentations in ENT, especially among children. Timely management, selection of suitable removal techniques and skilled clinical intervention are crucial for successful outcomes and minimizing complications. Furthermore, public awareness and preventive education play a vital role in reducing the occurrence of such cases and their associated risks

Title: Serum Vitamin D Level And Determining Its Relation With Allergic Rhinitis

Presenting Author: Dr Sushil Kumar

Aim: This study was done to find out relation between serum Vitamin D levels and Allergic rhinitis, whether vitamin D supplementation helps in improving the symptoms of allergic rhinitis

Materials and Methods: We assessed 120 patients (ages between10-60 years) divided in 3 groups 40 of whom were given Vit D supplementation and Antihistaminic (Group1), 40 were given Vit D alone (Group2) and 40 were given Antihistaminic and Intranasal Corticosteroids, only if needed (Group3). It was a 6 months Interventional study.

Results: After 8weeks of treatment it was found VAS score is inversely proportional to Vitamin D level. It was found that after 8weeks of treatment, Group1 and Group 2 showed significant change in Vitamin D value and VAS score (maximum relief of symptoms of allergic rhinitis). Hence Vitamin D is playing a significant role in treatment of allergic rhinitis.

Conclusion: Measurement of serum vitamin D is helpful in diagnosis of allergic rhinitis. It is seen that low serum vitamin D levels are associated with allergic rhinitis. Hence short-term course of oral vitamin D supplementation is found to be helpful in improvement of symptoms of allergic rhinitis.

Title: Does Hearing Improvement Equal Patient Satisfaction? Correlation of Audiological and Patient-Reported Outcomes Following Tympanoplasty

Presenting Author:- Dr. Purva Ruchir

Postgraduate Resident, Department of ENT, Tata Motors Hospital, Jamshedpur

Aim:- To evaluate the relationship between objective audiological improvement and patient-perceived hearing benefit following tympanoplasty, and to assess the evolution of associated postoperative symptoms during follow-up.

Methodology:- A prospective/retrospective observational study was conducted among patients undergoing tympanoplasty in the Department of Otorhinolaryngology. Patients were evaluated preoperatively and during postoperative follow-up. Preoperative assessment included detailed history, otoscopic examination, and pure-tone audiometry (PTA). Postoperative evaluation included graft status, PTA, air-bone gap (ABG), patient-perceived hearing improvement, and satisfaction. Associated symptoms including tinnitus, aural fullness, otalgia, otorrhoea, giddiness, and headache were recorded at sequential follow-up visits. Preoperative and postoperative PTA and ABG were compared, along with subjective hearing status and symptom resolution or persistence. Patient satisfaction was assessed using a structured patient-reported questionnaire/visual analogue scale. Correlation between audiological improvement and patient-reported hearing improvement/satisfaction was analysed using an appropriate correlation test, with statistical significance set at $p < 0.05$.

Results:- The study is presently being conducted, and the results will be presented henceforth upon completion of the analysis.

Conclusion:- Successful tympanoplasty should not be evaluated solely by graft uptake and audiometric improvement. Patient-perceived hearing benefit and postoperative symptom burden provide an important additional dimension of surgical outcome. A discrepancy between objective audiological improvement and subjective satisfaction may identify patients requiring further counselling, audiological assessment, or evaluation for persistent symptoms. Incorporating patient-reported outcomes alongside conventional audiological measures may provide a more comprehensive assessment of tympanoplasty success.

Title: Evaluation of Smartphone-Based Hearing Screening Applications as a Diagnostic Tool in Comparison with Pure Tone Audiometry

Presenting Author: Dr Krishnam Kumawat

Aim: To evaluate the reliability and diagnostic accuracy of a smartphone-based hearing screening application compared with conventional pure tone audiometry (PTA), including use in supervised and unsupervised environments.

Methodology: This cross-sectional observational comparative study is being conducted in the Department of ENT, Tata Motors Hospital, Jamshedpur, from August 2026 to February 2028. The target sample is 250 ears from consenting participants aged 15–65 years. Hearing thresholds at 250, 500, 1000, 2000 and 4000 Hz will be measured using conventional PTA in a sound-isolated booth and the Android "Hearing Test" application in a supervised quiet room and an unsupervised setting using participants' personal phones and standard earphones. Thresholds will be compared using descriptive statistics, intraclass correlation coefficients and Bland–Altman analysis. Diagnostic performance will be assessed using sensitivity, specificity, positive predictive value and negative predictive value.

Results: Data collection and analysis is in process for this study presently being conducted. The outcome of the data henceforth will be presented.

Conclusions: The study is designed to assess whether smartphone-based hearing screening can provide reliable threshold estimates and clinically useful diagnostic performance across supervised and unsupervised settings. Findings may help define its potential role as an accessible screening adjunct, particularly where conventional audiometric services are limited.

Title - Development, Content Validation, and Clinimetric Evaluation of the Rsing Tri-Axis Index (RTXI): A Multidomain Postoperative Mastoid Cavity Assessment System

Presenting Author: Dr Vidisha Bhargav

Aim: To develop, content-validate, and internally evaluate the Rsing Tri-Axis Index (RTXI), a multidomain instrument for standardised postoperative mastoid cavity assessment following canal wall down mastoidectomy (CWDM).

Methodology: This prospective observational cross-sectional clinimetric validation study evaluated a 14-domain Core-RTXI comprising the Cavity Structural Index (CSI), Cavity Morbidity Index (CMI), and Cavity Experience Index (CEI). Development involved expert domain generation, content validity assessment, Delphi refinement, ordinal anchor construction, and domain reduction. Internal validation included 72 complete cases independently assessed by two trained, blinded raters. Analyses evaluated content validity, inter-rater reliability, absolute agreement, measurement precision, internal consistency, and cross-domain correlations.

Results: The scale-level content validity index (S-CVI) was 0.94, with 11/14 domains achieving unanimous agreement. Inter-rater reliability was excellent for total RTXI (ICC = 0.957), CEI (0.960), CSI (0.927), and CMI (0.948). Bland–Altman analysis showed no clinically important systematic bias, and MDC95 values indicated acceptable measurement precision. Modest Cronbach's alpha values were interpreted cautiously given the instrument's formative multidomain structure. CSI and CMI demonstrated a weak, nonsignificant inverse association at early postoperative follow-up.

Conclusion: Core-RTXI demonstrated strong content validity, excellent inter-rater reliability, acceptable measurement precision, and clinically interpretable multidomain behaviour. Longitudinal multicentre studies are needed to establish responsiveness, minimally clinically important change thresholds, and the prognostic significance of early structural risk.

Title: Zuffy Rsing's Technique: Three Anatomical Anchors, One Conformal Cartilage Graft Structural and Functional Outcomes in 180 Ears

Presenting Author: Dr Zaufashan Hoda

Aim: To examine structural integrity and conductive hearing recovery following triple-interface endoscopic cartilage reconstruction, particularly in large and anterior perforations.

Methodology: We analysed 180 operative-register records. A malleus notch provides central seating, a circumferential groove peripheral anchorage and an incus-oriented notch posterosuperior support. Three-frequency air–bone gap (ABG) and air-conduction thresholds were recalculated. Patient-clustered generalised estimating equations (GEE), anatomical subgroup analyses and sensitivity testing assessed outcomes. LASSO logistic regression and random forest predicted ≥10-dB ABG reduction using repeated group-aware five-fold cross-validation.

Results: At the registry-labelled three-month assessment, absence of residual perforation was 179/180 (99.4%), including 64/65 large (98.5%) and 37/37 anterior perforations (100%). Mean ABG decreased from 27.49 to 18.41 dB (GEE reduction 9.08 dB; 95% CI 7.74–10.42; $p<0.001$); mean air-conduction improvement was 9.16 dB. Postoperative ABG ≤20 dB occurred in 124/180 (68.9%) and combined structural–functional success in 123/180 (68.3%). Mean ABG gains in large and anterior perforations were 9.92 and 10.04 dB, respectively. Four-frequency analysis confirmed an 8.76-dB gain. Cross-validated AUCs were 0.830 (LASSO), 0.787 (random forest) and 0.832 (baseline ABG alone).

Conclusions: Zuffy Rsing's anatomy-conformal graft demonstrated high recorded short-term closure and clinically meaningful conductive improvement in challenging perforations, supporting further comparative evaluation.

Title - Application of Platelet-Rich Fibrin Membrane in Post-Tonsillectomy wound healing

Presenting Author - Dr Preeti Kumari

Aim -

To document clinical application and early outcomes of topical autologous PRF membrane on one tonsillar fossa (contralateral untreated control) in five patients undergoing tonsillectomy for recurrent tonsillitis, and to quantify response rates on postoperative Days 1–7.

Methodology

Five consecutive patients underwent elective tonsillectomy under general anaesthesia by blunt dissection. Autologous PRF membrane, prepared by single-spin centrifugation of peripheral blood, was applied to one randomly selected fossa; the contralateral fossa served as control. Daily bilateral 11-point VAS pain scores (Days 1–7) and macroscopic healing grades were recorded. Paired Wilcoxon signed-rank tests were performed for each day and overall Days 3–7 means.

Results

Four of five patients (80%) showed a clear clinical response on the PRF side. Mean VAS scores were significantly lower on the PRF side from Day 3 onwards (all $p<0.05$; overall Days 3–7 Wilcoxon $p=0.031$). Partial epithelialization began on Day 4 on the PRF-treated side. No complications (haemorrhage, infection or membrane dislodgement) occurred within seven days.

Conclusions

Topical autologous PRF membrane after tonsillectomy was feasible and safe, reducing discomfort in 80% of cases with significant pain reduction on Days 3–7 and earlier partial epithelialization. These findings support PRF membrane as a simple autologous adjunct for early post-tonsillectomy pain control.



Special Thanks to Our Sponsors

SHIVA HEARING AID CENTRE PVT. LTD.™

A Multi Brand Hearing Aid Diagnostic Retail Chain.

65 BRANCHES

Serving Since 2010
10 STATES 2 COUNTRIES

Since 2010™

SHIVA HEARING AID CENTRE PVT. LTD.
SEEP 4 Better Hearing

Authorised Dealership

oticon life-changing technology
Interton GN
bernafon Your hearing · Our passion
signia
Hello hearing! DANAVOX
Starkey Hearing Technologies
sonova HEAR THE WORLD
Arphi®
Cochlear

Complete Audiological Setup with Facilities :-

BERA, OAE, VNG, Cochlear Implant
Hearing Aid, Speech Therapy
Audiometry, Tympanometry

For

Audiology Centre

Opening

9386070002


GIIS Investment Insurance Superannuations
Doctors Heal Lives.
We Help Secure Their Financial Future.
Lakshya aapka, Raasta humara
Mutual Fund Investment
Stocks & Shares
Retirement Planning
Tax Planning
Goal-Based Financial Planning
Wealth Management
GIIS Financial
Great India Insurance Services
AMFI Registered Mutual Fund Distributor, ARN-40443
9234609377, 9153891015
2nd floor, Pratap Tower, J Road Bistupur
Mutual Fund investments are subject to market risks. Read all scheme related documents carefully.


हम बनाते हैं आपके
हर अवसर एवं
आयोजनों को खास
SUITING I SHIRTING I SUIT LENGTH I SAREES
SALWAR SUITS I DRESS MATERIALS
KURTIS I GOWNS I READYMADE LEHENGA
NU-YORK
Kamani Centre, Bistupur
LIC Building, Bistupur, Jamshedpur

equidor
medtech

CHOICE OF THE INTELLIGENT CLINICIAN

300+ hospitals & clinics | 50+ cities | 8+ countries worldwide



VESTIBULAR · BALANCE · REHAB

Precision vestibular & balance diagnostics.

Clinical-grade accuracy
Objective, normative scoring

Data stays with you
Records stay on your own system

Built-in rehabilitation
From assessment straight to therapy

THE COMPLETE RANGE

equiCOG — Video-oculography
equifHIT — Head impulse test
equiPOISE — Posturography
equiCCG — Craniocorpography
equiSVV-H — Visual vertical
equiSWIVEL — Rotational chair
equiGLASSES — Frenzel goggles
equiIMMERSE — VR rehabilitation

See it working in your clinic.
Scan to book a live demo or request a quotation.

www.equidormedtech.com
contact@equidormedtech.com
+91 6364 358 067

ISO 13485

MAKE IN INDIA

DESIGNED & MANUFACTURED IN INDIA

Ideal Imaging
Diagnostic Centre







Facilities Available :

MRI Scan
CT Scan
Dexa Scan
4D Ultrasound
Elastography
Computerised Patholoty
Digital X-Ray
ECG
Echocardiography (2D Echo)
Color Doppler
PFT
Cardiac Treadmill Test
F.N.A.C
Biopsy
Fistulogram
Barium Meal / Enema
Histerosalphingogram (HSG)
Intravenous Pyelogram (IVP)
Transvaginal Ultrasound (TVS)
EEG
EMG
Nerve Conduction Studies
Whole Body Check-up Programme

89, New Baradwari, Sakchi, Jamshedpur - 831 001
Phone: 0657 2421888, 2422888, 9471582753,
E-mail: idealimaging14@gmail.com

Bhawani Distributors Pvt. Ltd.

Geetanjali Enclave. N. Road (West). Opp. Khalsa Club, Bistupur, Jamshedpur - 1

☎ : 0657 - 2320461 | ✉ : bdpl_jsr@yahoo.in, bdpljsr@gmail.com

Cell : 9431117922, 9931121336 | Whatsapp No. : 9142450052

Jaquar | hindware ITALIAN COLLECTION | Supreme People who know plastics best | Jayna The Kitchen Essentials | ESSCO INDIA | Jindal Steel Tubes

Chitra Enterprise

We believe in life....

PHILIPS

Apurba Ganguly

Sale and Rent of CPAP, Bipap, Oxygen concentrator and all types of accessories available here.
Polysomnography test is also done.



Rental Devices Available 24 x 7

: 17/1, Ramkrishna Ghosh Road, Sinthee. Kolkata - 700 050

✉ : E-mail : gangulyapul12@gmail.com

: 8240457735 / 8013924380

PHILIPS RESPIRONICS

STEEL CITY CLINIC
AND RESEARCH CENTRE

2nd & 3rd Floor, Yashkamal Complex, Main Road, Bistupur

Mob.: 7643990029/ 7643990030

NURSING HOME | OPD | MEDICAL SHOP | SANJIVANI PATHOLOGY | DIALYSIS UNIT

SUNSHINE ENTERPRISES

Authorised Dealer of : ResMed

Changing lives with every breath

for Sales & Service

GSTIN : 20ACXFS5355F2ZU

Deals in : Sleep Study | CPAP Machine | BIPAP Machine & Other Medical Devices

Contact us : For Rent Basis & Repair for any kind of Medical Device

TH-2, HOTEL DEBONAIR COMPLEX, NEW KALIMATI ROAD, SAKCHI, JSR - 831001 | 7004745326, 7261834048

Lifetime Members BJAOI

AOI B&J LM No.	AOI, All India LM No	Name	Phone Number	Email Id
LM-1	LM - 1	Dr. Awadesh Prasad		
LM-4	LM 48	Dr. Raghav Sharan	9431103620	raghaw.sharan @gmail.com
LM-5	LM 18	Dr. Lakhan Lal		
LM-6	LM 970	Dr. Suresh Kumar Verma	9835056763	
LM-7	LM 1260	Dr. Ram Deo Kumar	9430555733	
LM-12	LM 3808	Dr. Brij Lal	9431335266	brijlal42@hotmail.com
LM-13	LM 388	Dr. Bihari Lal Singhania	9431091987	singhaniabihari@yahoo.com
LM-15	LM 262	Dr. Amrendra Kumar Jha	9431120085	jhadrak@gmail.com
LM-16	LM 1228	Dr. Bal Mukund Pd. Singh		
LM-17	LM 1170	Dr. Sushil kumar Jaiswal	9430678084	sushilskj47@rediffmail.com
LM-18	LM 399	Dr. Bimal Kumar Roy	9431238626	drbkroyp@yahoo.com
LM-19	LM 430	Dr. Dilip Kumar Sinha		drdilipsinha@gmail.com
LM-20	LM 583	Dr. Gagandeo Narain Singh	9431403465	gnsent5@gmail.com
LM-21		Dr. Krishna Pd. Sinha		
LM-22	LM 174	Dr. Chandra Shekhar	9334121994	drcshekharent@gmail.com
LM-23		Dr. Sachidanand Sinha		
LM-25		Dr. Raj Kumar Choudhary	9431439530	
LM-26		Dr. Devendra Jee	9431167052	devendrajee@rediffmail.com
LM-27	LM 19	Dr. Gautam Dasgupta		sohini22@yahoo.com
LM-28	LM 1425	Dr. Kailash Prasad Dubey	9431113147	drkpdubeytmh5@gmail.com
LM-29		Dr. Amar Singh		
LM-30		Dr. Syed Tanbir Imam		
LM-31		Dr. Vijay Kumar		
LM-32		Dr. Satyendra Kumar	9431125327	
LM-33	LM 1204	Dr. Satish Kumar	9431011418	satishkum07@gmail.com
LM-34	LM 922	Dr. Anil Kumar		
LM-35		Dr. Bisheshwar Kumar		
LM-36		Dr. K.K. Mishra		
LM-37		Dr. N.P. Mishra		
LM-38		Dr. Rajendra Mishra		
LM-39		Dr. B.K. Mishra		
LM-40		Dr. Arun Kumar Mandal		
LM-41	LM 2034	Dr. Ranvir Kumar Pandey	9431706918	dr.rkpandey@gmail.com
LM-42	LM 3922	Dr. Ravindra Kumar sinha	9431825498	sinharabindrakumar1@gmail.com
LM-43	LM 1667	Dr. Anirudh Kumar Sinha		
LM-44		Dr. Amreshwar Pd. Sinha	9835228556	
LM-45		Dr. Rajendra Nath Sinha		
LM-46		Dr. Devendra Nath sinha		
LM-47		Dr. Krishna Prasad sinha	9431015740	

LM-48		Dr. R.B. Singh	9431015740	
LM-49	LM - 1654	Dr. Pradeep Kumar Singh	9431114879	pksingh.rims@gmail.com
LM-50	LM 1000	Dr. Shashi Bhushan Singh	9431163463	shashib1950@gmail.com
LM-51		Dr. Shilwant Singh		
LM-53	LM 3028	Dr. Binod Kumar Singh	9431063660	
LM-54	LM 733	Dr. Ajay Shankar Srivastav	9431120009	dr.ajayshanker@yahoo.com
LM-55	LM 532	Dr. Dinesh Kumar Srivastav	9889183888	dksrivastava8@gmail.com
LM-57	LM 3923	Dr. Varun Kumar thakur	9431872316	_vkthakur128@gmail.com
LM-58		Dr. Ram Nandan Prasad		
LM-59		Dr Ram Chandra Prasad		
LM-60		Dr. Shree Narayan Mehta		
LM-61	LM 749	Dr. Dharani Kant Isser	9431044517	dr_dkisser@rediffmail.com
LM-62		Dr. B.P. Sinha	9835056763	
LM 63		Dr. S.N. Pradhan		
LM 64	LM 153	Dr. Arun Sinha		
LM 65		Dr. Satyottam Bhagat		
LM 66		Dr. Girindra Mohan Mishra	9431051031	
LM 67		Dr. Ratneshwar Pd. Verma		
LM 68	LM 1375	Dr. Arun Kumar Singh		
LM 69	LM 3844	Dr. Rajiva Ranjan Singh	9955791002	rrsinghent@gmail.com
LM 70		Dr. Vidya Nand Singh		
LM 71	LM 2642	Dr. Satyendra Sharma	9431012593	satyendrasharma@yahoo.com
LM 72		Dr. K.Kalyan Sundram		
LM 73	LM 955	Dr. Narendra Kumar Singh	9431072517	drnksingh@yahoo.com
LM 75	LM 699	Dr. Manoj Kumar Verma	9234864640	dr.mkverma@gmail.com
LM 76	LM 1546	Dr. Shudhanshu Shekhar Sil		
LM 78		Dr. Rizwanul Rahman Khan	9665075201	
LM 80		Dr. Uma Nath Jha		
LM 81		Dr. Sukanta Seth		
LM 82	LM 1811	Dr. Lalit kumar		
LM 83	LM 1110	Dr. Shree Kant Prasad Singh	9431416254	shreekant44@gmail.com
LM 84		Dr. Indra Mohan Prasad		
LM 85	LM 1639	Dr. Chandrakant	9835153800	drchandrakantent@gmail.com
LM 86		Dr. B.K. Singh	9431206868	
LM 87		Dr. Ramjee Pandey		
LM 88	LM 1951	Dr B.B. Bajpayee	9431052175	bbbajpayi@gmail.com
LM 89	LM 2027	Dr. Surendra Prasad Singh	9431095551	dr.surendraprasad_singh@yahoo.co.in
LM 90		Dr. S.N. Mehta	9431317282	
LM 91	LM 1727	Dr. R.K. Jha	9431187262	rkjhagnh@gmail.com
LM 92		Dr. Manoj Kumar		
LM 93	LM 871	Dr. Vineet Sinha	9431046290	drvineetsinha@yahoo.com

LM 94		Dr. Vibhuti Kr. Choudhary		
LM 96	LM 1822	Dr. Chandrakanti Birua	8210868922	drcbirua96@gmail.com
LM 97	LM 2587	Dr. Dhiren Kumar	7250480289	kdhiren2001@gmail.com
LM 98	LM 1947	Dr. Anil Kumar Thakur	9431169293	drakthakur04@yahoo.com
LM 98	LM 1866	Dr. Amar Singh		
LM 100		Dr. Prakash Chandra Gupta	98222467864	
LM 103	LM 3719	Dr. Alok Kumar	7033094902	
LM 104		Dr. Shashi Shankar	9890382947	
LM 105		Dr. Shudhanshu Shekhar Prasad		
LM 106	LM 2822	Dr. Parvez Akhtar	9430839989	
LM 107		Dr. Shashi Ranjan	9344117162	drakthakur04@yahoo.com
LM 108		Dr. Vijay Sharan		
LM 109	LM 1578	Dr. Chitranjan Agrawal	9431542130	drcagrawal@gmail.com
LM 110		Dr. Satish Chandra Jha		
LM 111		Dr. Ashutosh Prasad	9431097413	dr.ashutoshpd@gmail.com
LM 113		Dr. Thakur Girindra Nath Sinha	9431104335	
LM 114		Dr. Milan Kumar Bose		
LM 115		Dr. (Cap.) Vijay Kumar Sinha		
LM 116	LM 2353	Dr. Sandeep Kumar	9431174090	sk16rims@gmail.com
LM 117		Dr. Surendra Prasad		
LM 118	LM 3023	Dr. Ashwani Kumar Verma	9955724152	drashwini.verma@gmail.com
LM 119		Dr. Kartik Prasad	9431071128	
LM 120		Dr. G.K. Prasad		
LM 121		Dr. Anil Singh	9430965084	
LM 122	LM 1161	Dr. Tej Narayan Singh	9431241171	tej69@hotmail.co.in
LM 123		Dr. Kamleshwar Prasad Singh		
LM 124	LM 2067	Dr. Binay Swaroop		
LM 125		Dr Ravindra prasad Tiwary		
LM 126	LM 1974	Dr. Prakash Kumar Moonka	9798502795	drprakash@moonka.com
LM 127	LM 2821	Dr. Birendra Kumar	9431073667	drbirendra1954@gmail.com
LM 128		Dr. Md Afsar Kamal	9431092269	
LM 129		Dr. Ashok Kumar Jha		
LM 130		Dr. Ajmal Masood		
LM 131		Dr. Amitabh		
LM 132		Dr. Snehlata Verma	9835614308	
LM 133		Dr Rajesh Kumar Mishra		
LM 134	LM 2240	Dr. Parmanand Prasad Pal	9431432955	p.n.ppal@gmail.com
LM 135	LM 2687	Dr. Awadh Kumar Anil	9430207051	
LM 136	LM 2892	Dr. Faij Tangir		
LM 137		Dr. Sedeep Das		
LM 138		Dr. Vishnu Prasad Nanda		

LM 139		Dr. Tribhuwan Kumar	9431459830	
LM 140	LM 4727	Dr. Rana Pratap Thakur	9934265316	drthakur21@rediffmail.com
LM 141	LM 1013	Dr. Thakur Prasad Sinha		
LM 143	LM 1638	Dr. Vipin Kumar Verma	9835151732	drvkverma1961.8@gmail.com
LM 144	LM 2635	Dr. Alakh Niranjan Kashyap	9470140285	ankashyapent@gmail.com
LM 145		Dr. Surendra Mohan Kr. Sinha		
LM 146	LM 2243	Dr. Bishwa Mohan Kumar Sinha	9431187141	dr.bmksinha@gmail.com
LM 148		Dr. Jairam	9931823220	
LM 149		Dr. Praveen Kumar		
LM 150	LM 4142	Dr. Rakesh Kumar	9709399902	kumardrrakesh@yahoo.com
LM 151		Dr. Rajnish Kumar Mishra		
LM 152		Dr. Haseen Ahmad		
LM 153		Dr. Sanjay Kumar		
LM 154	LM 3351	Dr. Md Shahabuddin	9431251003	drvilasbhole@gmail.com
LM 155	LM 2830	Dr. Prem Chandra Kumar	9835068258	
LM 156		Dr. Anil Kumar		
LM 157		Dr. Parshuram Prasad		
LM 158		Dr. Usha Singh	9431481464	
LM 159		Dr. Mamta Singh		
LM 160	LM 3442	Dr. Rakesh Kumar	9431094456	drrakesh_kr@rediffmail.com
LM 161	LM 1761	Dr. Tapan Kanti Mukherjee	9657657202	
LM 162	LM 1761	Dr. Anil Malhotra		
LM 163	LM 825	Dr. Mohan Lal Jain		
LM 164		Dr. Mahesh Prasad Gupta		
LM 165		Dr. Arun Kumar Choudhary		
LM 166	LM 2824	Dr. Bhawana Srivastav		
LM 167	LM 2823	Dr. Lal Babu Sinha	9304090591	dr.samirkumar00@yahoo.com
LM 168		Dr. Devashri Roy		
LM 169		Dr. Awadh Prasad gupta	9334473418	
LM 170	LM 359	Dr. Bishundeo Narain Yadav	8292931090	
LM 171		Dr. Vivek Madhukar	9835389333	drvivekmadhukar@yahoo.com
LM 172	LM 3353	Dr. Rizwan Ahmed	9431406222	drrakesh_kr@rediffmail.com
LM 173	LM 3668	Dr. Kranti Bhawana	9431038261	kranti_bhavana@yahoo.co.in
LM 174		Dr. Siddharth Shankar	7761944067	drsiddharthshankar@gmail.com
LM 175	LM 4756	Dr. Divesh Kumar	9771455128	drdiveshkumar73@gmail.com
LM 176		Dr. Rajeev Kumar	9212764413	drrajeev94@gmail.com
LM 177	LM 4035	Dr. Sarita Kumari Mishra	7091687321	drsarita.m@gmail.com
LM 178		Dr. Umesh Prasad Sinha	9835833333	umesh18163@yahoo.co.in
LM 179		Dr. Ravi Shankar	9431043622	
LM 180		Dr. Jitendra Kumar Chaurasia	9431119160	
LM 181		Dr. Ashok Kumar Singh	9948185035	

LM 182	LM 3783	Dr. Rajneesh Ranjan	9431402595	rajaneeshent@gmail.com
LM 183		Dr. Ajit Daharwal	9835337900	
LM 184		Dr. Praveer narain Singh	9835183340	
LM 185		Dr. Alok Kumar		
LM 186		Dr. A.R. Mandal		
LM 187	LM 5997	Dr. Amar Nath Prasad	7542957668	amarnathprasad1977@gmail.com
LM 188		Dr. Om Shankar		
LM 189		Dr. Sanjay Kumar	8709738791	
LM 190	LM 3216	Dr. Rajesh Kumar Choudhary	9835138581	rkchoudhary_rims@yahoo.com
LM 191	LM 4762	Dr. Vinod Kumar Sinha	9430789867	binod1959@gmail.com
LM 192		Dr. Mukul Kumar Sinha	9431415382	
LM 193		Dr. Pankaj Kumar	9431415382	
LM 194		Dr. Vikash Singh		
LM 195		Dr. Shambhu Prasad		
LM 196		Dr. Raj Kumar Pathak	7004340880	
LM 197		Dr. Sabat Ansari	9430907945	
LM 198	LM 3352	Dr. Misbahul Haque		
LM 199		Dr. Md. Ali Imam Ansari		
LM 200		Dr. Manisha Roy		
LM 201		Dr. Vikash Sinha	9879579193	
LM 202	LM N0-1747	Dr. Rajesh Vishwakarma	9825647789	drvrajesh @gmail.com
LM 203	LM-3132	Dr. Sudhir Kumar Choudhary	9939159669	skchoudhary09@gmail.com
LM 204		Dr. Ajay Kumar Singh		
LM 205	LM 4125	Dr. Akramul Haque	9431241104	
LM 206	LM 5653	Dr.(Prof.) Ashutosh Kumar	9431463607	ashutosh1955@gmail.com
LM 207		Dr. Dayanand Prasad		
LM 208		Dr. Ravindra Kumar		
LM 210		Dr. Peeyush Priya	9470416784	ashutosh1955@gmail.com
LM 211		Dr. Prem Nath Singh	9905230381	ashutosh1955@gmail.com
LM 212		Dr. Vinita Sinha	9835329999	
LM 213		Dr. Satya Prakash Ranjan	9798813902	drsatya.jsr@gmail.com
LM 214		Dr. Amit Shekhar	9431220444	
LM 215		Dr. Dipali Singh		
LM 216		Dr. Prakash Kumar	9431162267	
LM 217	LM 3588	Dr. Ajit Kumar		
LM 218		Dr. Sanjeev Kumar	7033027776	dr.sanjeevent@gmail.com
LM 219		Dr. Abhijeet Kumar Sinha	9905433397	dr_abhi_17@yahoo.com
LM 220		Dr. Ravi Shankar	9430827600	ravi_dr_shankar@yahoo.com
LM 221		Dr. G.C. Haldar	9835375875	
LM 222		Dr. K.P. Sinha	9835473863	
LM 223		Dr. N.C. Narjihari	9430136050	

LM 224		Dr. Chiranjiv Sharma		
LM 225	LM 4780	Dr. Manoj Kumar	9470482909	manojdrbhu77@yahoo.co.in
LM 226	LM 3158	Dr. Navnit Mukul	9835476244	nmukul@rediffmail.com
LM 227	LM 4156	Dr. Sanjay Kumar Shahi	9431880785	
LM 228	LM 4136	Dr. Rakesh Nayan	9546109323	drrakeshnayan@gmail.com
LM 229		Dr. NitishM. Nagarkar		
LM 230	LM 3925	Dr. P.K. Lal	9431877055	
LM 231		Dr. Raj Kumar Sinha	9431877055	
LM 232		Dr. Lakshmishwar Prasad Sinha	9334233762	
LM 233	LM 5204	Dr. Sanjeev Kumar	9162559410	sanjeevent29@gmail.com
LM 234		Dr. Shiv Dani Choudhary		
LM 235	LM 2813	Dr. Rakesh Kumar Singh	7781912005	
LM 236		Dr. Surendra Choudhary		
LM 237		Dr. Adiya Nandan		
LM 238	LM 4514	Dr. Samit Lal	9771490955	samitlal@yahoo.com
LM 239		Dr. Rajnish Kumar	9431689735	rajnishdoctor09@gmail.com
LM 240		Dr. Arun Kumar	7766048028	arunchandrawanshi.kumar@gmail.com
LM 241		Dr. Mukesh Kumar	9204750074	drmukeshent@yahoo.com drmukeshent@gmail.com
LM 242	LM 5448	Dr. (Maj.) Anuraj Choudhary	9771952200	anurajchoudhary1@gmail.com
LM 243		Dr. Chandra Bhushan Sinha		
LM 244		Dr. Ram Lakhan Singh		
LM 245		Dr. Dayanand Prasad		
LM 246		Dr. Sanjay Kumar Singh		
LM 247		Dr. Ganesh Agrawal		
LM 248		Dr. Jyoti		
LM 249		Dr. Shailendra Kumar Gupta		
LM 250		Dr. Ratnesh Kumar	9199185031	
LM 251		Dr. Deepti Agarwal		
LM 252		Dr. Gautam Das		
LM 253		Dr. Preeti Sharma		
LM 254		Dr. Saurabh Gupta		
LM 255		Dr. Tripti Kumari		
LM 256		Dr. Umesh Kumar	9471860973	drumeshent@yahoo.com
LM 257		Dr. Amitesh Kumar Choudhary		
LM 258	LM 4231	Dr. Rakesh Kumar		
LM 259		Dr. Indrajeet Kumar	9431045125	drindrajeetkmr@gmail.com
LM 260		Dr. Uday Shankar	8175812470	udayshankar47@gmail.com
LM 261	LM 4231	Dr. Chandan kumar	9661505522	chandanent2507@gmail.com
LM 262		Dr. Rakesh Ranjan	9431585229	rakran29@rediffmail.com
LM 263		Dr. Pramod Kumar		
LM 264		Dr. Manuprita Agrawal		

LM 265	LM -5072	Dr. Sanjay Prakash	7503445760	drsanjay.prakash@gmail.com
LM 266	LM 4060	Dr. Sushant Das Gupta		
LM 267		Dr. Risi M Srivastava		
LM 268		Dr. Tausifue Haque		
LM 269	LM 5226	Dr. H.I. Farrukh	9955257777	hifarrukh@gmail.com
LM 270	LM 4511	Dr. Ambrish Kumar	8521411881	drambrishkumar@gmail.com
LM 271		Dr. Kumar Amrendra Anand		
LM 272	LM 4896	Dr. Sonu Kumar Singh	9835279104	sonusingh.30161@gmail.com
LM 273		Dr. Manoranjan Kumar	8544326447	kmanoranjan7@gmail.com
LM 274		Dr. Sanjeev Kumar	9308805185	drskr2004@gmail.com
LM 275		Dr. Gajendra Kumar		
LM 276		Dr. Sanjiv Kumar		
LM 277		Dr. (MD) Shareef		
LM 278		Dr. Deepak Kumar	7065864209	drdeepakkumar03@gmail.com
LM 279		Dr. (MD) Sharif Alam	8804744606	sharifdralam@gmail.com
LM 280		Dr. Jitendra Kumar	7834847554	jitendra538@gmail.com
LM 281		Dr. Shazia Farnaz		
LM 282		Dr. Ritesh Kumar		
LM 283		Dr. Rinki Rashmi		
LM 284		Dr. Vishambhar Singh		
LM 286		Dr. Syed Meraj Imam		
LM 287		Dr. Sujeet Kumar		
LM 288		Dr. Arpana Shekhar	9263230422	arpanashekhardas@gmail.com
LM 289	LM 4310	Dr. Abhinav Roy	7781915637	drabhinavroy@gmail.com
LM 290		Dr. S. Das Gupta		
LM 290 A		Dr. Sanjay Kumar		
LM 291		Dr. Ravindra Tiwary		
LM-292		Dr. Abhishek Kumar Ramadin	7506018245	drabhishekkumar4u@gmail.com
LM-293		Dr. Tarun Gurjar		
LM-294		Dr. Nisha Srivastava		
LM-295		Dr. Kriti sinha		
LM-296		Dr. Sudama		
LM-297	LM - 7115	Dr. Nishant Kumar	9910547567	p.nishantk@gmail.com
LM-298		Dr. Dheeraj Kumar	8227843820	dheeraj.pmch@gmail.com
LM-299		Dr. Deepak Kumar Singh		
LM-300	LM 4927	Dr. Amit Kumar	7091437070	g.amitmed@gmail.com
LM-301		Dr. Ashit Toppo		
LM-302		Dr. Smriti Rani		
LM-303		Dr. Shahnawaz		
LM-304		Dr. Dhananjay Kumar		
LM-305		Dr. Baban Kumar		

LM-306		Dr. Dheeraj Kumar		
LM-307		Dr. Rajeev Kumar		
LM-308	LM N0.- 6649	Dr. Shaheen Zafar	9955901433	zafaronline1@yahoo.co.in
LM-309		Dr. Shambhu Sharan Gupta		shambhu gupta1985@yahoo.com
LM-310	LM 4381	Dr. Abhishek Srivastava	8986898536	abhisheksrivastava11@rediffmail.com
LM-311		Dr. Richa Sinha		
LM-312		Dr. Mritunjay Kumar		
LM-313		Dr. Prateek Kumar Porwal	9955341686	mbbsbtech@gmail.com
LM-314		Dr. Alukendu Bose		
LM-315		Dr. Sachin Prasad		
LM-316	LM 4828	Dr. Vivek Kumar	7782923909	mbbsbtech@gmail.com
LM-317	LM 5017	Dr. Manish Kumar Singh	9905514333	drmanishsingh0637@gmail.com
LM-318		Dr. Chan Miki Sayoo		
LM-319	LM 5028	Dr. Santosh Kumar	8789812681	
LM-320	LM 3356	Dr. Amarnath Prasad	9334814068	anprasad_jsr@yahoo.com
LM-321		Dr. Md. Ozair		
LM-322	LM 5296	Dr. Rohit Kumar Jha	8747990052	rohitjhagnh1@gmai.com
LM-323		Dr. Vijay Kumar		
LM-324		Dr. Rajeev Ambastha		
LM-325		Dr. Harsita Singh		
LM-326		Dr. Pooja S		
LM-327		Dr. Amit Morey		
LM-328		Dr. Yusra Latafat		
LM-329		Dr. Parasanath G	8547272861	parasanathgamz@yahoo.co.in
LM 330		Dr. Manoj Kumar	9334687768	manoj51279@gmail.com
LM-331		Dr. Ranjan Kumar	9470199229	drkranjan75@gmail.com
LM-332		Dr. Sanjay Kumar	7992295250	drskumar1964@gmail.com
LM-333		Dr. Jayendra Gyanu		
LM-334		Dr. Alekh Kumar		
LM-335		Dr. Gajendra Nayak		
LM-336		Dr. Rajiv Romal Mark		
LM-337		Dr. Nikhil Karl Minz		
LM-338	LM 5296	Dr. Ashish Kumar	9852286731	ashishpmc@gmail.com
LM-339		Dr. Subhash Kumar		
LM-340	LM - 6338	Dr. Harsh Vardhan	9835204471	dr.harshvardhan30@yahoo.co.in
LM 341		Dr. D.K.Sahay	9771427504	docdksahay@gmail.com
LM 342		Dr.Alok Kumar		
LM 343	LM 1323	Dr. Rajesh Kumar Singh	9431070325	dr.rajeshkrsingh@gmail.com
LM 344		Dr. Dharmendra Kumar	9430676891	drdharmendra24@gmail.com
LM 345		Dr. Dr. Sami Ahmad	9798824550	drsami.dmch@gmail.com
LM 346		Dr. Amit Kumar	9818967130	dramitkr05@gmail.com

LM-347		Dr. Sunil Kumar	9576067351	dk3281343@gmail.com
LM-348		Dr. Anshuman Roy	7070225555	
LM-349		Dr. Taushif Ahmad	8294241862	doctausif@gmail.com
LM-350		Dr. Richa	9097558691	richa4741@gmai.com
LM-351		Dr. Deepak Kumar Raman	7004591744	deepakraman31@gmail.com
LM-352		Dr. Jitendra Kumar	8789113969	jkrishna2207@gmail.com
LM-353	LM N0-4779	Dr. Vipin Kumar	9546536602	drvipinkumarpurnea@gmail.com
LM-354		Dr. Shalini Kumari	9661303458	withshalinijha@gmail.com
LM-355		Dr. Rajesh Kumar	7836904684	rajeshroshan.dmch@gmail.com
LM-356		Dr. Rachana Prasad	8334855999	rachana.shilpi@gmail.com
LM-357		Dr. Md. Afroz Alam	9430562175	drafrozent94@gmail.com
LM-358		Dr. Abhishek Kumar	7654262725	drabhishekkumar374@gmail.com
LM-359		Dr. Bhola Kumar Sharma	9504617764	bks08anmmc@gmail.com
LM-360		Dr. Abhishek Gaurav	8800482169	drabhishekgaurav9267@gmail.com
LM-361		Dr. Anurag Srivastava	9560523260	anuragmsrivastava@gmail.com
LM-362		Dr. Rajat Rohan	9931801333	rajatsrohan@gmail.com
LM-363		Dr. Md Tausif Ahmed	9760472807	tausifjnmc@gmail.com
LM-364		Dr. Kripa Nand Singh	9708049244	drknsingh.singh@gmail.com
LM-365		Dr. Ashish Kumar	9852286731	ashishpmc@gmail.com
LM-366		Dr. Akbar Zaman	9939949722	Rabkanan02@gmail.com
LM-367	LM 1039	Dr. S.N. Sharma	9006832352	satyanarayansharma20@gmail.com
LM-368		Dr. Pradeep Kumar	9431374820	drkumarpradeep@gmail.com
LM-369		Dr.Rajeev Saxena	9453169126	saxenarajeev001@gmail.com
LM-370		Dr. Ekbal Ansari	8271119645	ekbal.pmch@gmail.com
LM-371		Dr.Shweta Kumari	9470517952	drshweta1881@gmail.com
LM-372		Dr. Rahul Kumar	9470159779	rkbackslaps@gmail.ccom
LM-373		Dr. Ayushree	9431662760	ayushree.sharma@gmail.com
LM-374		Dr. Sandeep Saha	7762840356	sandeepsaha11@gmail.com
LM- 375		Dr. Ajay Kumar	7763807493	dr.ajay@tatasteel.com
LM- 376		Dr Manish Kumar	9882555608	bittusony@gmail.com
LM- 377	LM-7637	Dr Amit Kumar	7091437070	dramit0608@gmail.com
LM-378		Dr kunal Thakur		
LM-379		Dr Manasa N.A		manasa020388@gmail.com
LM-380		Dr Deepali Singh		deepalisingh99@gmail.com
LM-381		Dr Aakanksha S Bhat		akki.bhat2311@gmail.com
LM-382		Dr MD Anas		mdanas089@gmail.com
LM-383		Dr Shiwani Kanth		Kanth.shivani38@gmail.com
LM-384		Dr Abhishek Kumar Rana		ar771919@gmail.com
LM-385		Dr Ratna Kumari		
LM-386		Dr. Mahesh Kumar	9431358292	drmahesh32512@gmail.com
LM-387	LM-6590	Dr. Sujeet Kumar	9304702850	drsujeetkumar@gmail.com

LM-388		Dr. Prakhar Upadhyay	9958815901	drprakhar upadhyay@gmail.com
LM-389		Dr. yashashwi Man Anand	8521700868	yashashwianand86@gmail.com
LM-390		Dr. Sachin Prasad		drsachinprasad007@gmail.com
LM- 391		Dr. Debaditya Basu	8971429716	dbasu1690@gmail.com
LM- 392		Dr. Amit Kumar (Asst. Prof.)	7091437070	dramit0608@gmail.com
LM- 393	LM - 7633	Dr. Saurabh Kumar	9986711361	ssaauurabh@gmail.com
LM- 394	LM-5987	Dr. Ashutosh Kumar	9035607042	dr.ashutosh22@gmail.com
LM- 395		Dr. Priyanka Kumari	9472959567	priyanka.nmch@gmail.com
LM- 396		Dr. Vinita Kumari	9430559379	vinitabinay@yahoo.com
LM- 398		Dr. Jay Vardhan	9525331608	jay25vardhan@gmail.com
LM- 399		Dr. Prateek Kumar	9006946750	drpknarayan13@gmail.com
LM- 400		Dr. Sheelia Ouseph	9745915069	sheelia.ouseph@gmail.com
LM- 401		Dr. Arun Srinivaasan S	8973745392	arunsrinivaasan@gmail.com
LM- 402		Dr. R. Kartik Raja	9789653276	kartikraja.kr88@gmail.com
LM- 403		Dr. Subodh Kumar	9525593029	subodh.1989sk@gmail.com
LM- 404		Dr. Jyoti	7909075968	jyoti.dr2710@gmail.com
LM- 405		Dr. Swati Suneha	8825304721	sunehaswati@gmail.com
LM- 406		Dr. Avinash Kumar	9576637455	avinash27aug@gmail.com
LM- 407		Dr Shalabh Rastogi	7209000103	shalabh.rastogi@tatamotors.com
LM- 408	LM - 7069	Dr Sudhanshu Shekhar Prasad	9135417584	drsudhans1964@gmail.com
LM- 409		Dr Raj Kumar Prasad	9546783429	drrajkumar1997@gmail.com
LM- 410		Dr Kumari Jyoti Mani	9546751462	dr.kumarijyotimani@gmail.com
LM- 411		Dr Sweta Sinha	9008361284	swetaankita@yahoo.com
LM- 412		Dr Rajeev Chandra	9934530264	chandra29in@gmail.com
LM- 413		Dr Shashank Saurabh	9162455048	shashank.saurabh09@gmail.com
LM- 414		Dr Kumar Sanu	9916903572	89coolhunk@gmail.com
LM- 415		Dr Viddy Nand Pal	7549441839	dr.vidyanandpal@gmail.com
LM- 416		Dr Ankita Sinha	7676242652	ankita17051992@gmail.com
LM- 417		Dr Rajiv Kamal	6200478060	rajivkamal61@yahoo.com
LM- 418	LM- 6957	Dr Raibat Kumar Raman	8092423506	raibat23@gmail.com
LM- 419		Dr Sumeet Angral	7780995324	angralsumeet@gmail.com
LM- 420		Dr Lakshmi Unnikrishnan	9539875422	lakshmiuk1991@gmail.com
LM- 421		Dr KSBS Krishna Sasanka	8639843119	sasankmsentndl@gmail.com
LM- 422		Dr Abhiniti	9546481406	abhiniti.sinha@gmail.com
LM- 423		Dr Vikram Satyarthy	9199933011	vikramsatyarthy@gmail.com
LM- 424		Dr Saurabh Varshney	9431589828	drsaurabh62@gmail.com
LM- 425		Dr Minal Anandrao Shende	9082925568	shendeminal7@gmail.com
LM- 426		Dr Guna Bharathi	7530064586	gunabharathi26695@gmail.com
LM- 427		Dr Vishnudas TV	8892245859	vishnudas57@gmail.com
LM- 428		Dr Anshu Kumar	7320993408	anshu19802202@gmail.com

LM- 429		Dr MD. Shahzad Anwar	7488044696	mbbsshahzadanwar@gmail.com
LM- 430		Dr Vijay Kumar	7906889126	vijay.mgims@gmail.com
LM- 431		Dr. Gautam Kumar Arora	9971707844	arora gautamkumar@gmail.com
LM- 432		Dr. Tamanna Pravin	9470060875	ansari30441@gmail.com
LM- 433		Dr. Ravi Shekhar	8210016702	ravihere4u.3112@gmail.com
LM- 434		Dr. Raman Kumar	9873600435	raman.ru81@gmail.com
LM- 435		Dr. MD. Imran Khan	9798285006	mdimrankhan933@gmail.com
LM- 436		Dr. Anil Prasad Chandra	8434395156	
LM- 437		Dr. Rohit Kumar	8235584817	mailtorohit7763@gmail.com
LM- 438		Dr. Suraj Pillai	8848709587	pillaiousai37@gmail.com
LM- 439		Dr. Navneet Kumar	7004381084	vikashkash33@gmail.com
LM- 440		Dr. Sartaj Alam	8789592784	drsartaj02@gmail.com
LM- 441		Dr. MD. Gajanphar Ali		mgabhagalpur@gmail.com
LM- 442		Dr. Chandrakant Diwakar	9934144610	diwakarchardrakant1978@gmail.com
LM- 443		Dr. Novelesh Bachchan	8287958515	dr.novelesh@gmail.com
LM- 444		Dr. Pradip Kumar Tiwari	7002605234	dr.pradiptiwari@gmail.com
LM- 445		Dr Adil zaidi	8789138097	adil.0608@gmail.com
LM- 446		Dr Kumar Anupam	7838343447	dr.kumaranupam2k6@gmail.com
LM- 447		Dr. Vijaya Bala Murmu	7209224452	vijayasam88@gmail.com
LM- 448		Dr Sumit	9852431643	smmch08@gmail.com
LM- 449		Dr. Ragini Kullu	8051076140	raginikullu@gmail.com
LM- 450		Dr. Siddharth Kumar	7301315932	siddkrr@gmail.com
LM- 451		Dr Md. Nayeemuddin	8092046950	nayeem.pmch@gmail.com
LM- 452		Dr Dashrath Singh Munda	8271044401	drdsm1993@yahoo.com
LM- 453		Dr Naodeep Kumar	8210489991	knaodeep@gmail.com
LM- 454		Dr Shruti Jha	7870296405	shrutijha123@gmail.com
LM- 455		Dr Piyush Prakash	7250527346	piyushprakash1998@gmail.com
LM- 456		Dr Niranjan Kumar Agyat	7858948378	niranjanagyat007@gamil.com
LM- 457		Dr Jeeshan Khan	7411299354	Khnjishan@gmail.com
LM- 458		Dr Ajit Kumar	7760068665	bigchill.drajit@gmail.com
LM- 459		Dr. Ankita Jhadi	7587132381	ankitajhadi@gmail.com
LM- 460		Dr. Md.Noman Alam	9471555510	dr.nomanalam@gmail.com
LM- 461		Dr. Komal Neha Khalkho	9572003153	khalkhonehakomal@gmail.com
LM- 462		Dr Gunveen Kaur Narula	9761239391	drgunveenkn@gmail.com
LM- 463		Dr. Apurvdeep Kaur	8938945339	apurvoberoi07@gmail.com
LM- 464		Dr. Suhaima PS	6282848733	suhaima10105 @aiimspatna.org.
LM- 465		Dr. Garima Singh	7042773384	Garima.astor@gmail.com
LM- 466		Dr. Pramod Kumar Bharti	7291067757	pramod393bharti@gmail.com
LM- 467		Dr. M. Junaid Alam	8797752591	yemzayalam@gmail.com
LM- 468		Dr. Harsh Vardhan Bhardwaj	8294919617	harshbhardwaj@live.com
LM- 469		Dr. Shashi Kumar	7289058005	drshashi821704@gmail.com

LM- 470		Dr. Bhavya Sharanyam	6299209645	bhavyasharanyam11@gmail.com
LM- 471		Dr. RITIKA RAJ	8172936551	ritikaraj0@gmail.com
LM- 472		Dr. Abhinav Kumar	8789007726	rupamabhinav4@gmail.com
LM- 473		DR. ASURI RAAGINI	9701066898	raagini7@gmail.com
LM- 474		DR. RAJ ADHIKARI	9123373464	adhikariraj720@gmail.com
LM- 475		Dr. Samresh Kashyap	8130249424	drsamresh @gmail.com
LM- 476		Dr. Arushi Kumar	7728008561	kumararushi@yahoo.in
LM- 477		Dr. Namira Azmi	7728008561	namirasif@yahoo.com
LM- 478		Dr. Anwar kabir	9852980218	anwarkabir49@gmail.com
LM- 479		Dr. Priyanshu Shekhar	8102956893	priyanshushekhar07@gmail.com
LM- 480		Dr. Sweta Kumari	6205618610	swetakumari0766@gmail.com
LM- 481		Dr Binod Kumar Mehta	7004074386	binod2k9@gmail.com
LM- 482		Dr Aseem Anand	9905675511	anandaseem24@gmail.com
LM- 483		DR. ATUL ANAND	7979936868	atul223278@gmail.com
LM- 484		DR. Raushan Kumar	9576972651	uditraushan@gmail.com
LM- 485		Dr Windeep Singh Waan	9779334922	singhwindeep@gmail.com
LM- 486		Dr Anand kumar jha	9939594204	anandjha040@gmail.com
LM- 487		Dr. Amit Abhinandan	9718040403	amit_abhinandan@hotmail.com
LM- 488		Dr. Jyoti Kumar Verma	9565995940	jyotikumarverma5@hotmail.com
LM- 489		Dr. Krishna Kinkar Das	7542043602	dr.krishnakinkar@gmail.com
LM- 490		Dr. Kanwar Vikrant singh	9871247736	vikrantkanwar85@gmail.com
LM- 491		Dr. Ravi Shankar	9811911675	dr.r.shankar@gmail.com
LM- 492		Dr. Kanchan Chaudhary	6306709595	chaudharykanchan991@gmail.com
LM- 493		Dr. Sonam Kumari	9818078358	Sonu.singh.0803@gmail.com
LM- 494		Dr kirty chandra	9608943344	chandrakirty1@gmail.com
LM- 495		Dr. Sana Ahmed Rao	9555346395	sanarao70@gmail.com
LM- 496		Dr Jitendra kumar singh	9613991117	samasti2015@gmail.com
LM- 497		Dr Gaurav Sharn Mishra	6386471683	jiyolife1000@gmail.com
LM- 498		Dr Pallavi Payal	8651908677	payalpallavi079@gmail.com
LM- 499		Dr. Adarsh	9102794348	sadarsh371@gmail.com
LM- 500		Dr. Saurabh Yadav	8076755363	ysaurabh99@gmail.com
LM- 501		Dr. Nilesh kumar	9155795278	kumarnilesh120@gmail.com
LM- 502		Dr. Tabassum Perween	8709052136	tabassumperween92@gmail.com
LM- 503		Dr. Neha	8294674913	drnehakumari565@gmail.com
LM- 504		Dr. Murtza Ansari	7903814301	murtzaansari@gmail.com
LM- 505		Dr. Mihirkumar Chaudhary	9923461551	mihirchaudhary14@gmail.com
LM- 506		Dr. Tripti Panjwani	7987341021	doctortripti97@gmail.com
LM- 507		Dr. Anupama Chaudhary	8539847849	
LM- 508		Dr Kishan Kumar	7631791876	
LM- 509		Dr Preety Kumari	8709743304	
LM- 510		Dr Prince Kumar	9155459016	
LM- 511		Dr Rashmi Prasad		rashmiballabh@ gmail.com

LM- 512		Dr.Sandhya	9102700441	sandhya.sonu.pmch@gmail.com
LM- 513		Dr Sharma Pallavi Banshidhar	8877478091	drsharma834@gmail.com
LM- 514		Dr Harsh Kumar		Drharshkumar@gmail.com
LM- 515		Dr (Col) Abha Kumari	8056235267	abhak12@gmail.com
LM- 516		Dr Manshi Kumari Mehta	7667083891	manshikrimehta28@gmail.com
LM- 517		Dr Kiran Mali	6361880524	kiranmali3838.km@gmail.com
LM- 518	LM-5265	Dr P.Preetam Hansraj	9431302269	pritam.hansraj@gmail.com
LM- 519		Dr Sujit Banerjee	8674836963	drsujitbanerjee75@rediffmail.com
LM- 520		DR. PRINCE KUMAR	8329676023	drprincedesk@gmail.com
LM- 521		Dr Diksha Kumari	9570137305	dikshatuni@gmail.com
LM- 522		Dr. Pratyush kumar	7903196546	
LM- 523		Dr Hozaifa Sohail	8271787066	hazaifasohail@gmail.com
LM-524		Dr Sanjeet Kumar Goit	8252000777	drsanjeetgoit@gmail.com
LM-525		Dr Priyanko Chakraborty	8076985420	cpriyanko@gmail.com
LM-526		Dr MD Arshad Imam	7761903789	drmdarshadimam@gmail.com
LM-527		Dr Rani Rashmi Priya	7033422659	ranirashmi4201@gmail.com
LM-528		Dr Shreyash Choudhary	9534296846	
LM 529		Dr Maj Sombit Chowdhury	9903016989	sombitc7@gmail.com
LM 530		Dr NAVIN KISHORE	9097262706	navinkishore13@gmail.com
LM 531		Dr NEHA KUMARI	8979197047	drkumarineha58@gmail.com
LM 532		Dr Singh Kumari Abhipriya Vinodkumar	9662704929	abhipriyasingh935@gmail.com
LM 533		Dr Premlata Kumari	8789088290	premlatapandit2@gmail.com
LM 534		Dr MANOJ PRABHAKAR	7903678366	drmanojprabhakar11@gmail.com
LM 535		Dr Sushant Kumar	9643782303	sushant.sky2710@gmail.com
LM 536		Dr Kunal ranjan	7399469606	Kunalrjha@gmail.com
LM 537		Dr Tabish javed	8604201442	Tabish3594@gmail.com
LM 538		Dr Sneha Amita	6207748869	Snehaamita27@gmail.com
LM 539		Dr Navneet kaur	8766400547	navneet1997.nk97@gmail.com
LM 540		Dr. Anmol Kaur Ghuman	6287175923	ghumananmol999@gmail.com
LM 541		Dr Zaufashan Hoda	9199332944	zaufashanhoda99@gmail.com
LM 542		Dr. Amit Kumar	7858817744	Amitraj4447@gmail.com
LM 543		Dr Vidisha Bhargav	9973169007	vidishabhargav@gmail.com
LM 544		Dr Madhu Chaudhary	7807221745	madhu1554@gmail.com
LM 545		Dr Maruti Nandan	8521498004	maruti.nandan20@gmail.com
LM 546		Mukesh kumar Singh	8961327724	Mukeshkumarsingh1203@gmail.com
LM 547		Dr Renu Kumari	9065295744	renupandey2009@gmail.com
LM 548		MRIDIMA CHANDRA	8155815460	mridimachandra@gmail.com
LM 549		Dr Sandeep Kumar Jha	8335055714	
LM 550		Dr Preeti Kumari	9599343055	dr.pritysingh75@gmail.com
LM 551		Dr MD FAIZ AKRAM	9903221734	dr.faizakram786@gmail.com
LM 552		Dr Manish Kumar		
LM 553		Dr Srilatha K	9502856287	kavarthapu@gmail.com
LM 554		Dr Roshan Lall	6205089548	lallroshan05@gmail.com

LM 555		Dr Nihar Topno	7465928991	nihartopno20@gmail.com
LM 556		Dr Priyanka Singh	9905797845	priyankasng95@gmail.com
LM 557		Dr Anupras Rai	9457953545	anuprasrai@gmail.com
LM 558		Dr Priyanka Bishnoi	9284237348	bishnoi0704@gmail.com
LM 559		Dr Anamika Sharma	08092215924	anamikasharma0710@gmail.com
LM 560		Dr Paromita Patra	9800924575	dr.paromita@gmail.com
LM 561		Dr Sachin Kumar Seth	9523290325	skseth2017@gmail.com
LM 562		Dr Trishna Sharma	7044502125	trishnasharma.com@gmail.com
LM 563		Dr Aishwarya Singh	9532925631	aishsmile11@gmail.com
LM 564		Dr Nishant Shahi	9771350351	nnishant521@gmail.com
LM 565		Dr Badal Kumar	9572543198	dr.badalkumar@gmail.com
LM 566		Dr Ragini Raina	9262688285	ragini.raina6@gmail.com




The Cruze Hotel
The Cruze Hotel, Adityapur, Jamshedpur – Experience exceptional hospitality, contemporary luxury, and unforgettable moments at The Cruze Hotel. Featuring elegantly designed rooms, exquisite dining, and premium experiences, we bring comfort, sophistication, and warm hospitality together under one roof.
Whether it's a relaxing stay, a business meeting, or a special celebration, The Cruze Hotel is your destination for memorable experiences.
0657-3503400 / +91 9262396707/ 04
www.thecruzehotel.com
Follow us:

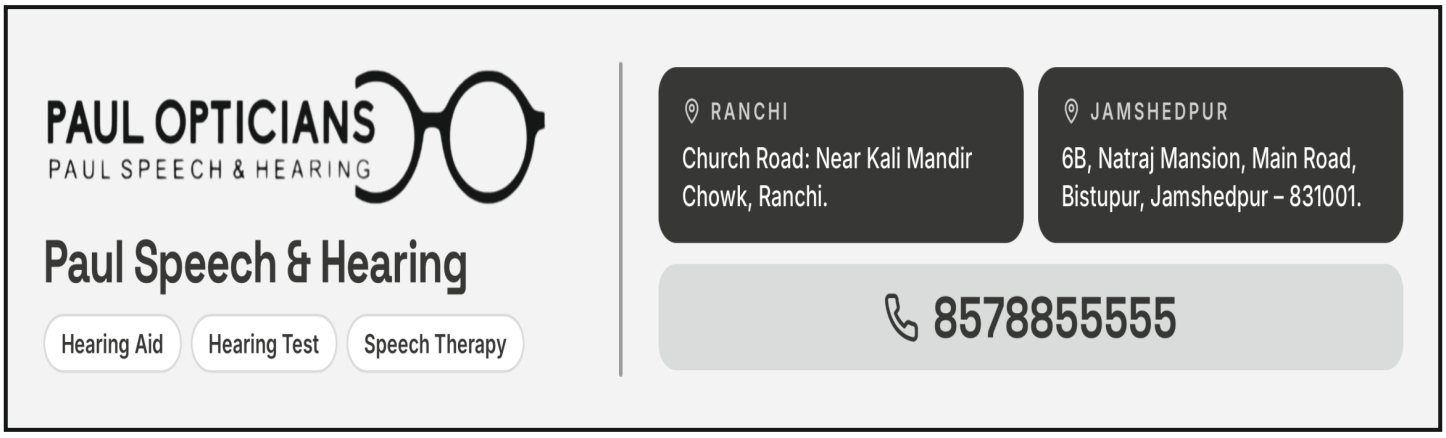
PAUL OPTICIANS
PAUL SPEECH & HEARING
Paul Speech & Hearing
Hearing Aid
Hearing Test
Speech Therapy
RANCHI
Church Road: Near Kali Mandir Chowk, Ranchi.
JAMSHEDPUR
6B, Natraj Mansion, Main Road, Bistupur, Jamshedpur – 831001.
8578855555


+91 900 6307 488
SENSO LIFE
SPEECH & HEARING CARE
सुनो जिंदगी की हर बात बिना रुकावट
स्पीच एवं हियरिंग केयर
बेहतर संचार बेहतर जीवन
वाणी (स्पीच) • सुनने की क्षमता • ऑडियोलॉजी • संचार देखभाल
Our Services
हमारी सेवाएँ
वाणी एवं भाषा चिकित्सा
सुनने की क्षमता का परीक्षण
कान की मशीन फिटिंग एवं ट्रायल
बच्चों की वाणी एवं भाषा विकास
ऑटिज्म एवं विकासात्मक सहायता
स्वर एवं प्रवाह चिकित्सा
Edit
Contact Us / संपर्क करें
8521449982
Address / पता
Leading Tower, 2nd Floor, Opposite Swastik Bajaj Showroom, New Baradwari, Sakchi, Jamshedpur
Audiologist & Speech-Language Therapist
श्रवण विशेषज्ञ एवं वाणी-भाषा चिकित्सक
Clinic Timings
9:00 AM to

ENT
AT A GLANCE

Key Observances & National Initiatives

A Quick Reference for Every Otolaryngologist

IMPORTANT DAYS

04 FEB	World Cancer Day
03 MAR	World Hearing Day
16 APR	World Voice Day
31 MAY	World No Tobacco Day
27 JUL	World Head & Neck Cancer Day
23 SEP	International Day of Sign Languages
22 OCT	International Stuttering Awareness Day
03 DEC	International Day of Persons with Disabilities

SPECIAL OBSERVANCES

International Week of Deaf People
Last full week of September

International Noise Awareness Day
Last Wednesday of April

KEY GOVERNMENT PROGRAMMES

सत्यमेव जयते

- **NPPCD** | National Programme for Prevention and Control of Deafness
- **RBSK** | Rashtriya Bal Swasthya Karyakram *(Child Health Screening)*
- **ADIP** | Assistance to Persons with Disabilities *(Hearing Aids & Cochlear Implants)*
- **NTCP** | National Tobacco Control Programme *(Tobacco Cessation & Cancer Prevention)*
- **NP-NCD** | Population-based Screening for Oral Cancer *(under National NCD Programme)*

50 Golden Jubilee
1976 – 2026

Thank You

"Great events are not the work of one, but the synergy of many."

With heartfelt gratitude, we thank our Patrons, Advertisers, Sponsors, Faculty, Delegates, Volunteers and Well-wishers for their invaluable support, trust and enthusiastic participation in making this Souvenir and the Conference of such a grand scale a resounding success.

Your encouragement, collaboration and team spirit transformed a shared vision into a vibrant academic celebration.



Together, we learnt, shared, inspired and moved a step forward in our collective journey for academic excellence and better patient care.

AOI Jamshedpur Chapter

BIOMED
SERVICES

BIOMED SOLUTION & SERVICES

OUR SERVICES

- Hospital Planning and Designing
- Hospital Construction
- Hospital Furniture
- Medical Gas Pipeline Service
- Modular / Semi Modular Operation Theatre
- Hospital Equipment
- Maintainance of Hospital Equipment

Mrs Usha Lall

Proprietor

+91 82100 08175

+91 91137 72326

biomedicalengineer.1998@gmail.com

GSTIN: 20ATUPL7366HIZA

Road no 4, Sankosai Khariya Basti
Near Holiday Home Flat, Dimna
Road, Jamshedpur – 831012



कोयला मंत्रालय
MINISTRY OF COAL

कोल इण्डिया
Coal India

CCL

Fuelling Sustainable Growth







राष्ट्र के ऊर्जा प्रहरी







हमारा प्रयास : हितधारकों, ग्रामीणों एवं श्रमिकों का सर्वांगीण विकास

सेन्ट्रल कोलफील्ड्स लिमिटेड

CENTRAL COALFIELDS LIMITED

(A Govt. of India Undertaking / A Subsidiary of Coal India Limited)

Darbhanga House, Ranchi - 834001 (Jharkhand)